



Division of Behavioral Health

*Understanding the Grant Process
House Finance HSS Budget Subcommittee*

Melissa Stone, Director

October 21, 2013



Division of Behavioral Health Guidance for Grant Process in Statute

Duties of the Department of Health and Social Services include

- To receive and distribute state appropriations and funds (AS 47.30.530)
- To administer a community grant-in-aid program for alcoholism and drug abuse (AS 47.30.470)
- To help communities plan, organize and finance community mental health services (AS 47.30.520)
- To provide a means of allocating money available for state mental health services according to community need (AS 47.30.520)



Division of Behavioral Health

Grants Management Process

Solicitation and Selection

- Issue a Request for Proposals
- Score proposals
- Issue grant award

Implementation

- Approve program and enroll in Medicaid (for new Treatment programs)

Oversight

- Review compliance measures through quarterly report
- Annual financial audit
- On site program review (Treatment programs)
 - Medicaid services
 - Program standards



Division of Behavioral Health Treatment Services

FY2014 Request for Proposals, Selection and Grant Award

- Solicitation was for FY 14-16 and consolidated multiple grant programs
- Some applicants were new and some were existing grantees
- Some grant review processes were competitive and some were not
- Grant award selection was based on
 - *Grantee performance* (see next slide) during the first 3 quarters of FY2013 (existing grantee)
 - Proposal Evaluation Committee score (competitive)
 - DBH staff score for grant compliance (existing grantee)
 - Proposal review (new applicants)
- Performance measures for FY14 were defined



Division of Behavioral Health

Grantee Performance Measures for FY2014 Treatment Awards

- Efficiency Measures

Goal: Quick access to treatment; close cases that are discharged or inactive to allow for new intakes

- Access: Average # of Days from screening to first treatment service
- Engagement: Percent of clients served within 30 days
- Retention: Percent of enrolled clients not served within 135 days

- Effectiveness / Outcomes Measures

Goal: People get better; people are satisfied with the provider

- Improved mental health
- Decreased alcohol/drug use
- Improved quality of life
- Client satisfaction

Each grantee was scored on the above measures, and a weighting methodology was applied that resulted in a score for each existing provider.

Funds were proportionally distributed based on scores.

\$2M budget cut was accomplished through funding reductions to some agencies, reductions for programs types with reduced volume, and discontinued funding.

FY2014 Performance Based Funding Impacts

- 30 grantees had increased funds
- 31 grantees had decreased funds
- 1 grantee was not funded
- 2 new applicants were approved



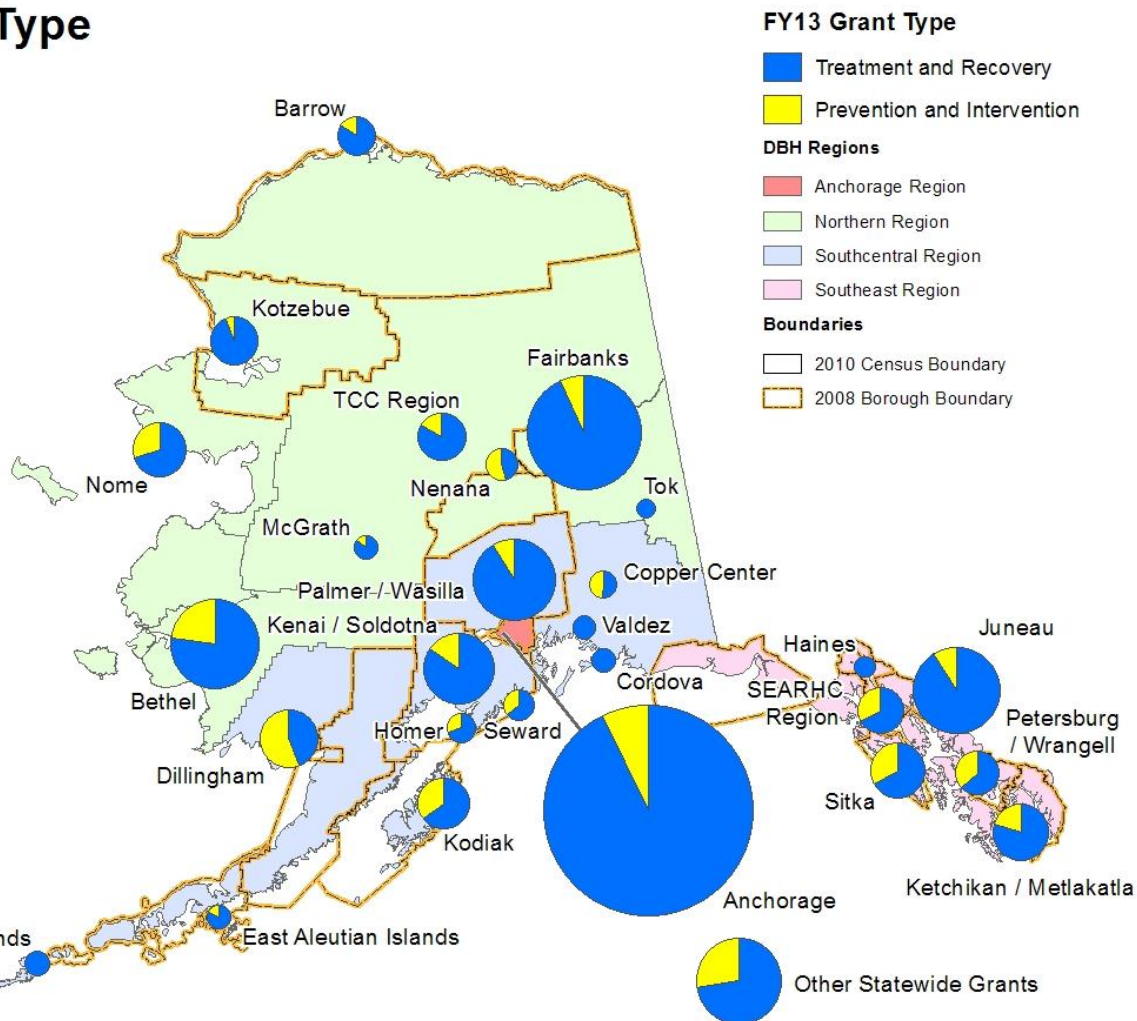
Quarterly Report and Performance Measures for FY2014

Required Grantee Quarterly Report Submissions

- Specialty program reports
- Governing board minutes including financial reports
- Community planning activities
- Use of logic model to improve provider outcomes
- To receive final 10% of grant award (Treatment only)
 - Compliance with reporting requirements
 - 95% reporting of client household income
 - Improved client outcomes compared to previous year for that agency

FY 2013 DBH Grant Funding by Service Area and Grant Type

Service Area	Treatment & Recovery	Prevention & Intervention	TOTAL
Anchorage	\$25,992,003	\$2,017,536	\$28,009,539
Barrow	\$777,286	\$144,000	\$921,286
Bethel	\$3,817,138	\$1,142,390	\$4,959,528
Copper Center	\$237,344	\$229,509	\$466,853
Cordova	\$357,605		\$357,605
Dillingham	\$937,662	\$1,185,842	\$2,123,504
East Aleutian Islands	\$291,551	\$70,089	\$361,640
Fairbanks	\$7,742,466	\$568,423	\$8,310,889
Haines	\$262,709		\$262,709
Homer	\$358,359	\$150,000	\$508,359
Juneau	\$4,376,881	\$421,512	\$4,798,393
Kenai / Soldotna	\$2,721,774	\$505,000	\$3,226,774
Ketchikan / Metlakatla	\$1,545,872	\$398,191	\$1,944,063
Kodiak	\$1,086,117	\$582,042	\$1,668,159
Kotzebue	\$1,363,670	\$85,000	\$1,448,670
McGrath	\$309,371	\$55,831	\$365,202
Nenana	\$295,831	\$351,190	\$647,021
Nome	\$1,287,492	\$546,199	\$1,833,691
Palmer / Wasilla	\$3,860,502	\$373,200	\$4,233,702
Petersburg / Wrangell	\$771,168	\$434,727	\$1,205,895
SEARHC Region	\$906,802	\$440,657	\$1,347,459
Seward	\$365,193	\$203,552	\$568,745
Sitka	\$1,254,526	\$629,410	\$1,883,936
TCC Region	\$1,208,195	\$242,300	\$1,450,495
Tok	\$224,823		\$224,823
Valdez	\$329,232		\$329,232
West Aleutian / Pribilofs	\$377,647		\$377,647
Other Statewide Grants	\$3,376,738	\$1,280,340	\$4,657,078
TOTAL:	\$66,435,957	\$12,056,940	\$78,492,897



FY 2013 DBH T&R Grant Funding by Service Area and Program Type

Service Area	PES	SED	SMI	SA Res	SA Out	Detox	Opioid	Agreements	Other	TOTAL
Anchorage	\$1,222,927	\$2,548,306	\$4,927,196	\$6,767,149	\$2,180,012	\$2,145,139	\$950,301	\$3,864,140	\$2,368,834	\$25,992,003
Barrow	\$566,942	\$11,238	\$47,817		\$151,289					\$777,286
Bethel	\$850,114	\$385,074	\$271,502	\$865,375	\$199,036				\$1,445,437	\$3,617,138
Copper Center	\$47,469	\$47,470	\$59,336		\$83,069					\$237,344
Cordova	\$63,559	\$105,403	\$89,573		\$99,070					\$357,605
Dillingham	\$61,704	\$196,182	\$288,196	\$293,348	\$96,162					\$957,692
East Aleutian Islands	\$43,733	\$68,310	\$29,155		\$180,353					\$291,551
Fairbanks	\$542,873	\$1,878,932	\$1,486,981	\$1,292,850	\$528,351	\$1,915,864	\$222,015		\$75,000	\$7,742,496
Haines	\$32,979	\$64,341	\$91,702		\$83,687					\$262,709
Homer	\$185,000	\$10,000	\$163,359							\$358,359
Juneau	\$199,679	\$1,013,087	\$1,835,456	\$577,837	\$611,922	\$72,679		\$265,979	\$4,076,881	\$4,076,881
Kenai / Soldotna	\$195,087	\$763,153	\$416,278	\$411,910	\$736,475			\$198,871	\$2,721,774	\$2,721,774
Ketchikan	\$36,397	\$448,913	\$513,914	\$219,713	\$246,936			\$80,000	\$1,545,872	\$1,545,872
Kodiak	\$97,835	\$344,150	\$429,429		\$214,697				\$1,086,117	\$1,086,117
Kotzebue	\$294,189	\$70,396	\$70,000		\$929,096					\$1,363,670
McGrath	\$75,753	\$30,475	\$169,713		\$33,430					\$309,371
Nenana	\$201,446				\$94,386					\$295,831
Nome	\$151,079	\$33,881			\$1,002,332			\$100,000	\$1,287,482	\$1,287,482
Palmer / Wasilla	\$255,300	\$559,412	\$986,229	\$878,829				\$140,800	\$1,039,872	\$3,860,602
Petersburg / Wrangell	\$384,365	\$62,542	\$77,564		\$256,707					\$771,168
SEARHC Region	\$36,400		\$360,500	\$193,050	\$316,852					\$906,802
Seward	\$55,279		\$148,437		\$163,477					\$367,193
Sitka	\$123,038	\$509,179	\$105,894	\$300,000	\$216,415					\$1,254,526
TCC Region	\$418,864		\$170,456	\$368,131	\$250,742					\$1,208,193
Tok	\$224,823									\$224,823
Valdez	\$93,184	\$38,864	\$87,964		\$129,230					\$339,232
West Aleutian / Pribilof	\$66,780	\$41,584	\$88,178		\$104,105				\$75,000	\$377,647
Other Statewide Grants								\$2,500,000	\$876,738	\$3,376,738
TOTAL	\$6,329,135	\$9,012,888	\$12,892,852	\$11,157,992	\$8,888,621	\$4,133,482	\$1,172,316	\$6,504,940	\$6,543,731	\$66,495,957

Program Type Grouping	
PES	Psychiatric Emergency Services
SED	SED Youth Outpatient - MH Youth Residential - MH
SMI	Adult Residential - MH SMI - Outpatient - MH
SA Res	Adult Residential - SA Recovery Camps - SA Women & Children Residential - SA Youth Residential - SA
SA Out	Adult - Outpatient - SA Women & Children - Outpatient - SA Youth & Family Outpatient - SA
Detox	Detoxification
Opioid	Outpatient Opioid Treatment Program - SA
Provider Agreements	Services on behalf of an individual
Other	Consumer/Family Directed Programs - MH Disability Justice - MH & SA Employment Services Pilots - MH & SA Other

Program Type

- Psychiatric Emergency Services (PES)
- Severe Emotional Disturbance (SED) Youth
- Serious Mental Illness (SMI) Adults
- Substance Abuse Residential (SA Res)
- Substance Abuse Outpatient (SA Out)
- Detoxification
- Opioid Treatment
- Provider Agreements
- Other Service

DBH Region

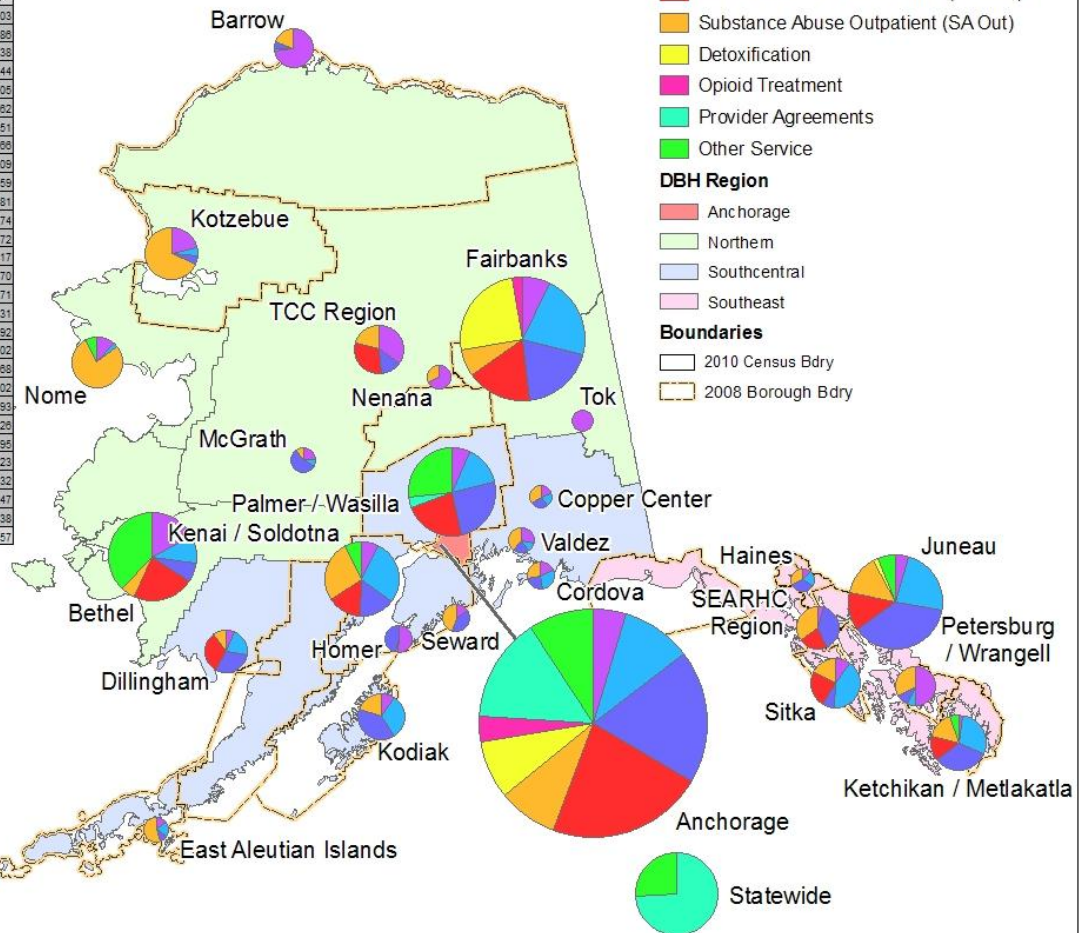
- Anchorage
- Northern
- Southcentral
- Southeast

Boundaries

- 2010 Census Bdry
- 2008 Borough Bdry

West Aleutian / Pribilof Islands

East Aleutian Islands



Service Area	PES Psychiatric Emergency Services	SED Severe Emotional Disturbance (Youth)	SMI Serious Mental Illness (Adults)	SA Res Substance Abuse Residential	SA Out Substance Abuse Outpatient	Detox	Opioid	Provider Agreements	Other	TOTAL:
Anchorage	\$1,222,927	\$2,548,306	\$4,927,195	\$5,767,149	\$2,180,012	\$2,145,139	\$950,301	\$3,864,140	\$2,386,834	\$25,992,003
Barrow	\$566,942	\$11,238	\$47,817		\$151,289					\$777,286
Bethel	\$650,114	\$395,074	\$271,502	\$855,375	\$199,636				\$1,445,437	\$3,817,138
Copper Center	\$47,469	\$47,470	\$59,336		\$83,069					\$237,344
Cordova	\$63,559	\$105,403	\$89,573		\$99,070					\$357,605
Dillingham	\$61,784	\$198,182	\$288,196	\$293,348	\$96,152					\$937,662
East Aleutian Islands	\$43,733	\$58,310	\$29,155		\$160,353					\$291,551
Fairbanks	\$542,873	\$1,678,932	\$1,486,981	\$1,292,650	\$528,351	\$1,915,664	\$222,015		\$75,000	\$7,742,466
Haines	\$32,979	\$54,341	\$91,702		\$83,687					\$262,709
Homer	\$185,000	\$10,000	\$163,359							\$358,359
Juneau	\$199,879	\$1,013,087	\$1,635,498	\$577,837	\$611,922	\$72,679			\$265,979	\$4,376,881
Kenai / Soldotna	\$195,087	\$763,153	\$416,278	\$411,910	\$736,475				\$198,871	\$2,721,774
Ketchikan	\$36,397	\$448,913	\$513,914	\$219,713	\$246,935				\$80,000	\$1,545,872
Kodiak	\$97,835	\$344,156	\$429,429		\$214,697					\$1,086,117
Kotzebue	\$294,186	\$70,386	\$70,000		\$929,098					\$1,363,670
McGrath	\$75,753	\$30,475	\$169,713		\$33,430					\$309,371
Nenana	\$201,446				\$94,385					\$295,831
Nome	\$151,079	\$33,881			\$1,002,532				\$100,000	\$1,287,492
Palmer / Wasilla	\$255,360	\$559,412	\$986,229	\$878,829				\$140,800	\$1,039,872	\$3,860,502
Petersburg / Wrangell	\$384,365	\$52,542	\$77,554		\$256,707					\$771,168
SEARHC Region	\$36,400		\$360,500	\$193,050	\$316,852					\$906,802
Seward	\$55,279		\$146,437		\$163,477					\$365,193
Sitka	\$123,038	\$509,179	\$105,894	\$300,000	\$216,415					\$1,254,526
TCC Region	\$418,864		\$170,458	\$368,131	\$250,742					\$1,208,195
Tok	\$224,823									\$224,823
Valdez	\$93,184	\$38,864	\$67,954		\$129,230					\$329,232
West Aleutian / Pribilofs	\$68,780	\$41,584	\$88,178		\$104,105				\$75,000	\$377,647
Other Statewide Grants								\$2,500,000	\$876,738	\$3,376,738
TOTAL:	\$6,329,135	\$9,012,888	\$12,692,852	\$11,157,992	\$8,888,621	\$4,133,482	\$1,172,316	\$6,504,940	\$6,543,731	\$66,435,957

FY 2013 DBH Prevention Grant Funding by Service Area and Grant Type

Service Area	ASAP	CBHPEIS	FWWI	RCDVSA	FAS	RHSS	SPFSIG	SP	TJS	TOTAL
Anchorage	\$120,000	\$1,283,833	\$200,000			\$148,703			\$285,000	\$2,017,536
Barrow		\$144,000								\$144,000
Bethel	\$80,000	\$278,000		\$200,000		\$804,390				\$1,142,390
Copper Center	\$80,000	\$16,709				\$152,800				\$229,509
Dillingham	\$80,000	\$87,984		\$800,000		\$237,858				\$1,185,842
East Aleutian Islands						\$70,089				\$70,089
Fairbanks	\$155,000	\$61,742					\$346,961	\$5,720		\$568,423
Homer		\$150,000								\$150,000
Juneau	\$135,000	\$288,512								\$421,512
Kenai / Soldotna	\$155,000						\$350,000			\$505,000
Ketchikan / Metlakatla	\$110,000	\$288,191								\$398,191
Kodiak	\$80,000	\$120,000		\$200,000		\$202,042				\$592,042
Kotzebue	\$85,000									\$85,000
McGrath		\$55,831								\$55,831
Nenana		\$150,000				\$201,190				\$351,190
Nome	\$80,000	\$55,283				\$112,128	\$318,810			\$548,199
Palmer / Wasilla	\$155,000	\$218,200								\$373,200
Petersburg / Wrangell		\$118,011				\$316,716	\$350,000			\$434,727
SEARHC Region						\$90,657	\$350,000			\$440,657
Seward	\$80,000	\$143,552				\$79,410	\$350,000			\$203,552
Sitka				\$200,000						\$200,000
TCC Region		\$150,000				\$92,300				\$242,300
Other Statewide Grants	\$390,340				\$890,000					\$1,280,340
TOTAL:	\$1,275,000	\$3,998,188	\$200,000	\$1,400,000	\$890,000	\$1,991,965	\$2,031,487	\$5,720	\$285,000	\$12,096,940

FY13 Prevention Grant Type

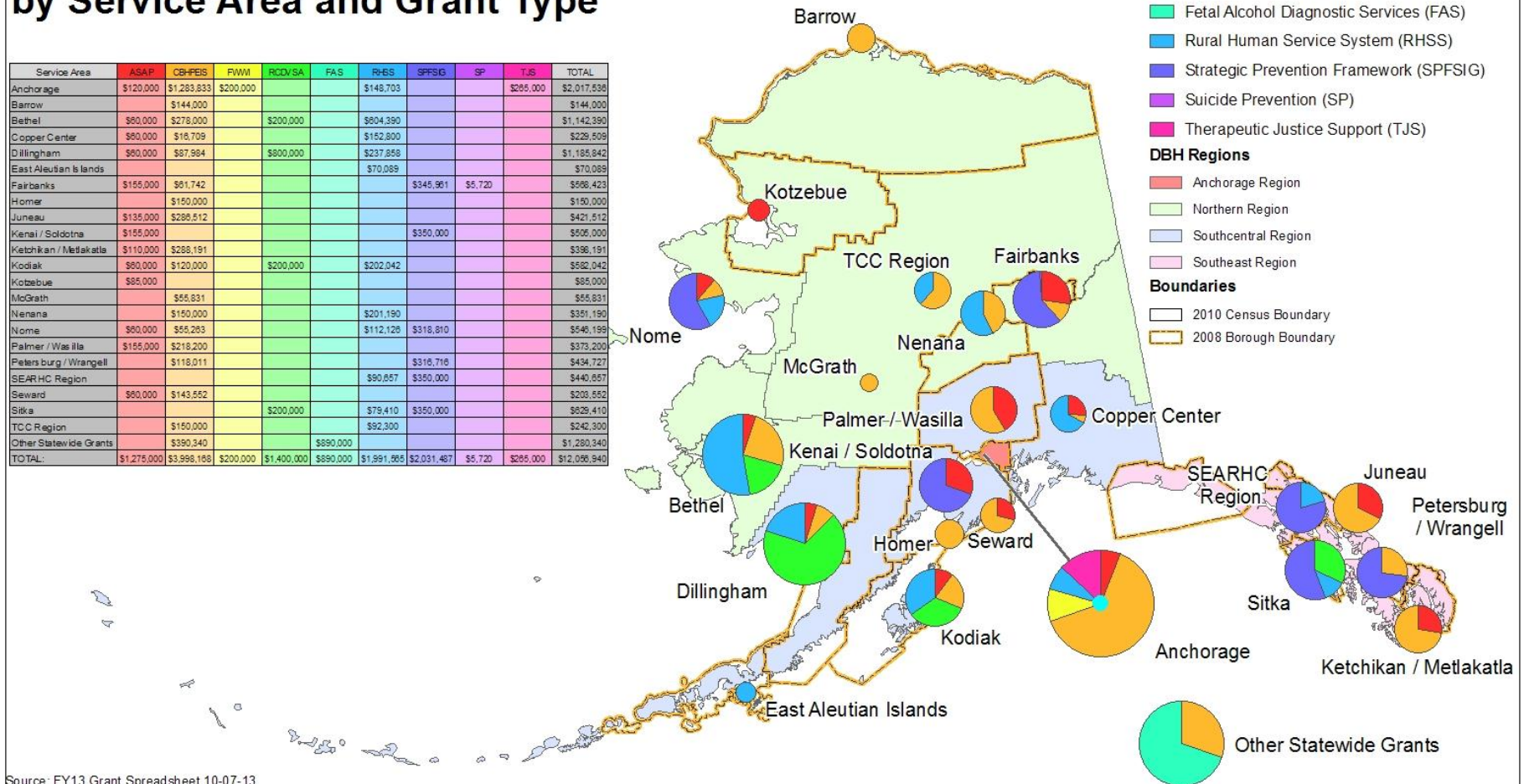
- Alcohol Safety Action Program (ASAP)
- Comprehensive Prevention (CBHPEIS)
- Family Wellness Warriors Initiative (FWWI)
- Domestic Violence / Sexual Assault (RCDVSA)
- Fetal Alcohol Diagnostic Services (FAS)
- Rural Human Service System (RHSS)
- Strategic Prevention Framework (SPFSIG)
- Suicide Prevention (SP)
- Therapeutic Justice Support (TJS)

DBH Regions

- Anchorage Region
- Northern Region
- Southcentral Region
- Southeast Region

Boundaries

- 2010 Census Boundary
- 2008 Borough Boundary



Source: FY13 Grant Spreadsheet 10-07-13

Service Area	ASAP	CBHPEIS	FWWI	RCDVSA	FAS	RHSS	SPFSIG	SP	TJS	TOTAL
Anchorage	\$120,000	\$1,283,833	\$200,000			\$148,703			\$265,000	\$2,017,536
Barrow		\$144,000								\$144,000
Bethel	\$60,000	\$278,000		\$200,000		\$604,390				\$1,142,390
Copper Center	\$60,000	\$16,709				\$152,800				\$229,509
Dillingham	\$60,000	\$87,984		\$800,000		\$237,858				\$1,185,842
East Aleutian Islands						\$70,089				\$70,089
Fairbanks	\$155,000	\$61,742					\$345,961	\$5,720		\$568,423
Homer		\$150,000								\$150,000
Juneau	\$135,000	\$286,512								\$421,512
Kenai / Soldotna	\$155,000						\$350,000			\$505,000
Ketchikan / Metlakatla	\$110,000	\$288,191								\$398,191
Kodiak	\$60,000	\$120,000		\$200,000		\$202,042				\$582,042
Kotzebue	\$85,000									\$85,000
McGrath		\$55,831								\$55,831
Nenana		\$150,000				\$201,190				\$351,190
Nome	\$60,000	\$55,263				\$112,126	\$318,810			\$546,199
Palmer / Wasilla	\$155,000	\$218,200								\$373,200
Petersburg / Wrangell		\$118,011					\$316,716			\$434,727
SEARHC Region						\$90,657	\$350,000			\$440,657
Seward	\$60,000	\$143,552								\$203,552
Sitka				\$200,000		\$79,410	\$350,000			\$629,410
TCC Region		\$150,000				\$92,300				\$242,300
Other Statewide Grants		\$390,340			\$890,000					\$1,280,340
TOTAL:	\$1,275,000	\$3,998,168	\$200,000	\$1,400,000	\$890,000	\$1,991,565	\$2,031,487	\$5,720	\$265,000	\$12,056,940



Division of Behavioral Health Prevention Indicators

Successful prevention grantee performance at the program level impacts population level change. Statewide indicators include:

- 30 day youth and adults alcohol, marijuana & prescription drug use
- First use of alcohol and other drugs before age 13
- Youth and adults binge drinking
- Women who drank alcohol in last 3 months of pregnancy
- Youth perception of harm related to alcohol, marijuana and prescription drugs
- Days of poor mental health in past month
- Youth experiencing depression in past year
- Youth who have contemplated suicide
- Non-fatal suicide attempts
- Youth who feel they matter to people in their community
- Youth who have 2+ adults in their lives they can talk to and seek help from



Division of Behavioral Health Prevention Outcomes

Trends in Alcohol and Substance Use Among Alaska High School Students: **Youth Risk Behaviors are Decreasing**

