



Welcome!

**Northwest Arctic
Borough
School District**



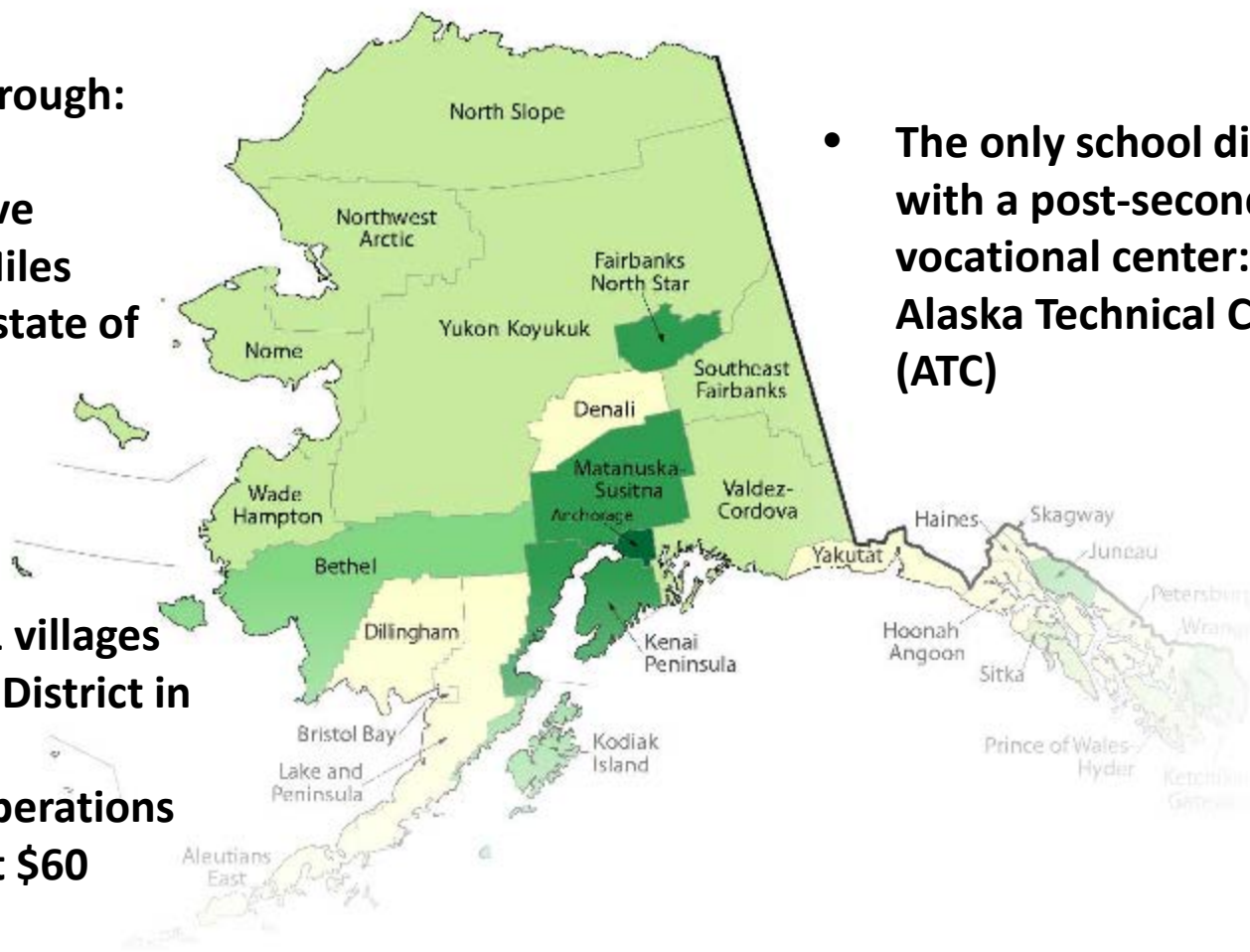


Facts About the Northwest Arctic Borough School District from the 2010 Alaska Census

Northwest Arctic Borough:

- 7,523 Residents
- 81% Alaska Native
- 39,000 Square Miles
(larger than the state of Indiana)

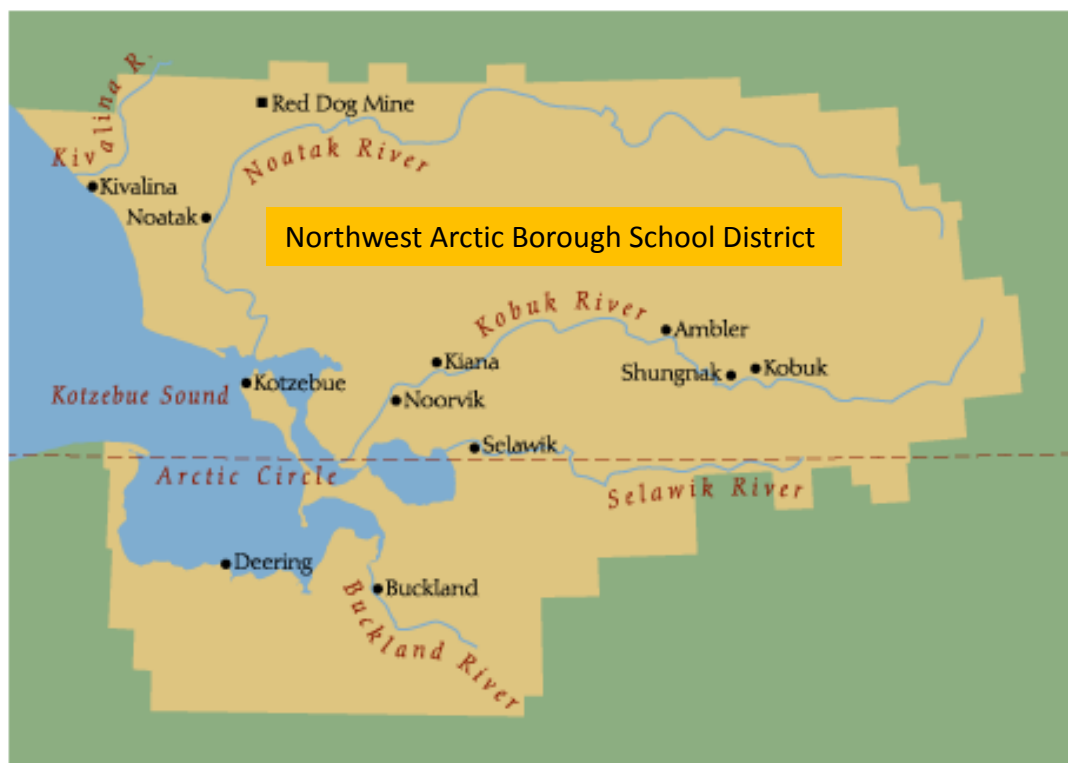
- 12 Schools in 11 villages
- The 11th largest District in Alaska
- State funding operations budget of about \$60 million



- The only school district with a post-secondary vocational center:
Alaska Technical Center (ATC)



Student Enrollment, Fall 2013



NWABSD serves 1878 K-12 Students, and 189
Preschool Students, for a total of
2067 Pre-K -12 learners.

Village	Student Pop K-12
Ambler	71
Buckland	152
Deering	39
Kiana	113
Kivalina	130
Kobuk	45
Kotz Elem	336
Kotz M/High	302
Noatak	173
Noorvik	168
Selawik	267
Shungnak	82
Total	1878

**Student Population is
95% Alaska Native &
88% Free and Reduced
Lunch**



Meet Some of Our Students...



**Making
Academics Job #1**



Northwest Arctic Borough School District Vision and Mission

Mission


To graduate students with the skills and knowledge to be good citizens.

Vision

To be a leader in Pre-K-14 education based on student achievement and graduation rates.



2010 Alaska School Board of the Year



In November, 2010, the Northwest Arctic Borough School Board was honored by the Alaska Association of School Boards as the *Alaska School Board of the Year*



Five Strategic Goals of our 2010 – 2015 Strategic Plan

NWABSD STRATEGY MAP

February 2010

**STRATEGIC
GOAL 1**
*Student
Learning*

DEVELOP STUDENT VISION/OWNERSHIP
•Support Student-Centered Learning Environments

**STRATEGIC
GOAL 2**
*Stakeholder
Satisfaction*

STAKEHOLDER SATISFACTION
•Connect Parents With Their Local Schools

STRENGTHEN PARTNERSHIPS
•Increase Advisory School Committee
Engagement

**STRATEGIC
GOAL 3**
*Employee
Development*

SUPPORT STAFF AND DEVELOP A QUALITY WORKFORCE
•Assist New Employees In Adjusting Successfully To School And Community

**STRATEGIC
GOAL 4**
*Support
Systems*

IMPROVE DISTRICT COMMUNICATION
•Build And Operate A District
Intranet System


ASSURE QUALITY PROGRAMS
AND PROCESSES
•Develop And Implement A Continuous
Improvement Process

**STRATEGIC
GOAL 5**
*Fiscal
Responsibility*

DEVELOP BUDGET ALIGNMENT AND ACCOUNTABILITY
•Develop Budget Transparency
•Align Resources With Strategic Plan

District Demographics (2011-2012)

- Attendance 87%
- Graduation Rate 48.72%
- Dropout rate 11.26%
- 12.24% of the student population has an IEP and is receiving special education services.
- 25.37% of the students are classified as English Language Learners.



We believe that Early Childhood Education is essential for the success of students in Northwest Arctic. Therefore, we operate ½ day 4-year-old program in each school. District-wide enrollment in the ECE program is 188 students.



School Name	Grade Span	Percent of Poverty
Davis Ramoth School - Selawik	k-12	96.49%
Kobuk School	k-12	94.29%
Aqqaluk School - Noorvik	k-12	88.33%
Buckland School	k-12	84.52%
Ambler School	k-12	83.33%
Shungnak School	k-12	81.43%
Napaaqtugmiut School - Noatak	k-12	81.21%
Kiana School	k-12	81.00%
McQueen School - Kivalina	k-12	78.85%
Deering School	k-12	70.37%
June Nelson Elementary School - Kotz	k-5	54.04%
Kotzebue Middle/High School	6-12	51.23%



Student Population:
 68% Economically Disadvantaged overall

In-District Student Transfers
 25% of students move during the school year from one NWAB School to another



NWABSD 4-Year Old Achievement

Students who attend our 4-Year Old Pre-School Program have demonstrated significant learning advantages over those students who have not attended, as measured by the Alaska Kindergarten Developmental Profile.

Developmental Profile Indicator	Percent Proficient
Physical Well-Being, Health and Motor Development	90%
Social and Emotional Development	70%
Approaches to Learning	63%
Cognition and General Knowledge	73%
Communication, Language and Literacy	69%

NWABSD High Schools

Village	HS Population Grades 9-12
Ambler	19
Buckland	46
Deering	12
Kiana	36
Kivalina	30
Kobuk	11
Kotz Elem	-
Kotzebue	157
Noatak	53
Noorvik	43
Selawik	69
Shungnak	21
Total	497

- In Northwest Arctic we operate 10 high schools
- Some of the high schools have 2 teachers and the largest has 22 teachers.
- Average of 100 high school graduates per year
- Historic average of 40 GED's awarded annually through the ATC

Proud Selawik High School students who earned an academic letter for each of the content areas of the HSGQE that they passed.





NWABSD District Attendance Percentage



NWABSD Attendance Rates

- Overall: 87%
- Attendance rates above 95% are considered essential for student learning and development.

NWABSD Student Suspensions

- 2012: 513 suspensions district wide
- 2013: 307 suspensions district wide
- 40% drop in suspensions in one year. This is not an uncommon indicator of implementation of Safe and Civil Schools



NWABSD Student Support

Teck John Baker Youth Leaders

- Every school has a team of students with two captains. Each team supplements counseling tasks at sites. Youth Leaders are responsible for behavioral interventions, social skills instruction, positive role modeling, and improving school climate.
- ***IN 2008-09 THERE WERE 8 COMPLETED STUDENT SUICIDES IN THE REGION.***
- ***IN 2012-13, WE COMPLETED OUR 3RD YEAR OF ZERO COMPLETED STUDENT SUICIDES.***

Future Educators of Alaska

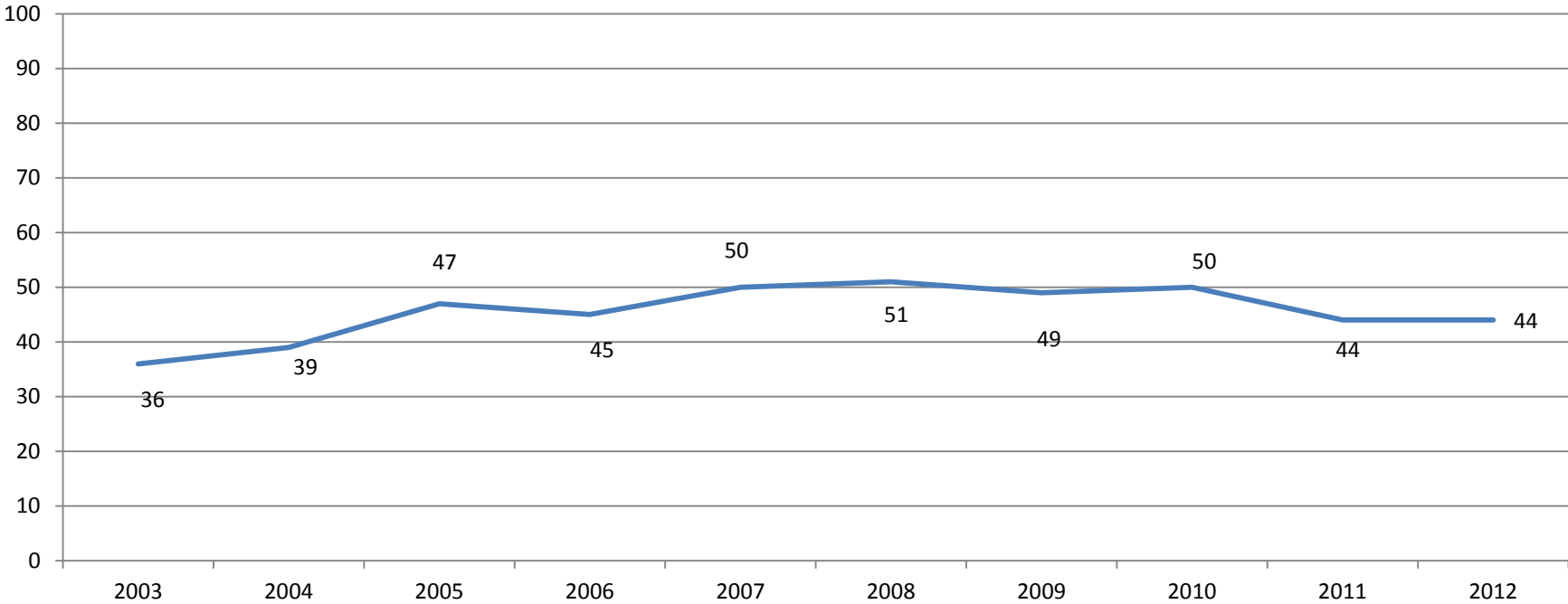
- “Growing our Own” leaders in education
- Expose students to the education profession, build confidence through mentoring and encouragement in students as they proceed into the profession.





School Performance – A Decade of SBA Results

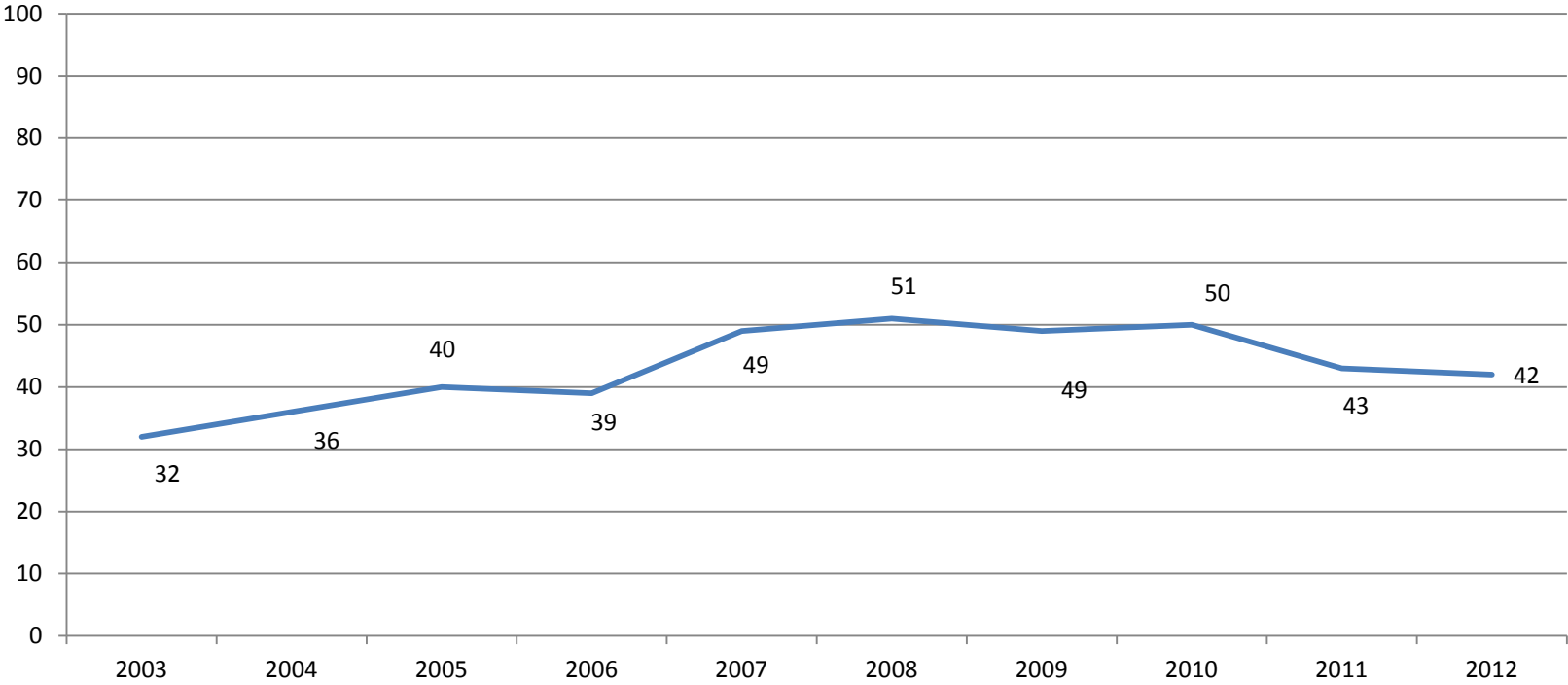
Language Arts





School Performance – A Decade of SBA Results

Math





School Performance – A Decade of SBA Results

- During this period we moved from approximately one-third of our students demonstrating proficiency to one-half.
- Performance levels were maintained there through 2010.
- Scores declined in 2011, and we continue to focus on improving student learning.
- The 2011 decline correlates to a decline in resources due to reduced funding and increasing inflation – this resulted in a loss of 19 teaching positions district-wide. Students are in larger classes, often with three grade levels in one class.
- Throughout this time we have worked strategically to increase efficiency and reduce costs.
- Through a \$2 million dollar donation, business partner Teck Alaska, has helped to reduce some of the cuts at the classroom level.



Personnel Compliment NWABSD 2009-2013 School Years

Year	Certified Teachers	Principals and DO Admin	Certificated and Admin Total	Retention Rate	Classified Total	Employee Total
2008-2009	164	28	192	86%	232	424
2009-2010	160	27	187	87%	227.5	414.5
2010-2011	157.5	25.5	183	79%	207.5	390.5
2011-2012	145	25	170	72%	172.5	342.5*
2012-2013	157	26	183	?	172.5	355.5*

*In School Year 2012 Custodial Services and School Breakfast and Lunch programs were contracted out to NANA Management Services. This produced a savings to the School District in the 2012 school year of about \$1 million dollars.

How Does Educator Turnover to the Educational Program?

Examining turnover in the 6 years from the 2007 school year to the 2013 school year:

- We had a 19% average turnover rate (81% retention rate)
- Of 17 school principals and Assistant principals from 2006, only 1 remains. That is a 6% retention rate over the 6 years (94% turnover rate)
- There were 142 teachers in the classrooms in 2013
- Only 46 teachers remain from 2006-07 school year, district-wide. That is a 32% retention rate (68% turnover rate).

Consider what that does to the collective knowledge of the District and the constant rebuilding of cultural and local instructional knowledge rather than the continual building of cultural and instructional knowledge that should be taking place.





Moving Ahead

As you saw yesterday, heard this morning, and will learn this afternoon, we operate a comprehensive Pre-Kindergarten through Grade 14 program in a challenging environment. The people of our region, including the students we serve face challenges, but also have resilience and strength.

Our school district strives to provide the best possible educational opportunities for our students, and to be careful stewards of the resources we receive. We utilize creative strategies to help meet the needs of all students in an effective, efficient, collaborative and cost effective way. Examples range from our pre-school programs, through distance delivered classes, and on to our developing Star of the Northwest magnet school.

It is our hope that through our time together you will come to see that while rural schools do face some unique challenges, ultimately the support of a sustainable education system is not a rural-versus-urban issue, but rather an Alaskan issue. We must fund our schools to keep up with inflation; for the sake of Alaska's children, our future, we can afford to do no less.

We truly appreciate the time you are spending with us.

Norman Eck



Thank You Alaska State House Sustainable Education Task Force

