

# Alaska Oil & Gas Association



## Testimony & Presentation to the Senate Labor & Commerce Committee

**Tuesday, September 6, 2011**

**Kara Moriarty  
Deputy Director**

# AOGA Member Companies

**PIONEER**  
NATURAL RESOURCES ALASKA

**Anadarko**  
Petroleum Corporation

**XTO**  
ENERGY

  
**Marathon Oil**  
Marathon Alaska  
Production LLC

*Apache*

  
Statoil

**ExxonMobil**

  
**TESORO**

**PETRO STAR INC.**  
EXCELLENCE IN ENERGY

bp  


**Alyeska pipeline**  
SERVICE COMPANY

  
**eni**  
petroleum

**Chevron**  


  
**FLINT HILLS**  
RESOURCES<sup>®</sup>  
Alaska



# Alaska Oil & Gas Industry Workforce Residency 2001 - 2009

Year	Alaska Resident Employment	Nonresident Employment	Total	Nonresident Percent of Total
2001	10,480	4,068	14,548	28%
2002	9,315	3,200	12,515	26
2003	8,056	2,914	10,970	27
2004	8,126	3,167	11,293	28
2005	8,186	3,442	11,628	30
2006	10,102	4,495	14,597	31
2007	10,941	4,531	15,472	29
2008	11,887	5,043	16,930	30
2009	11,841	4,627	16,468	28

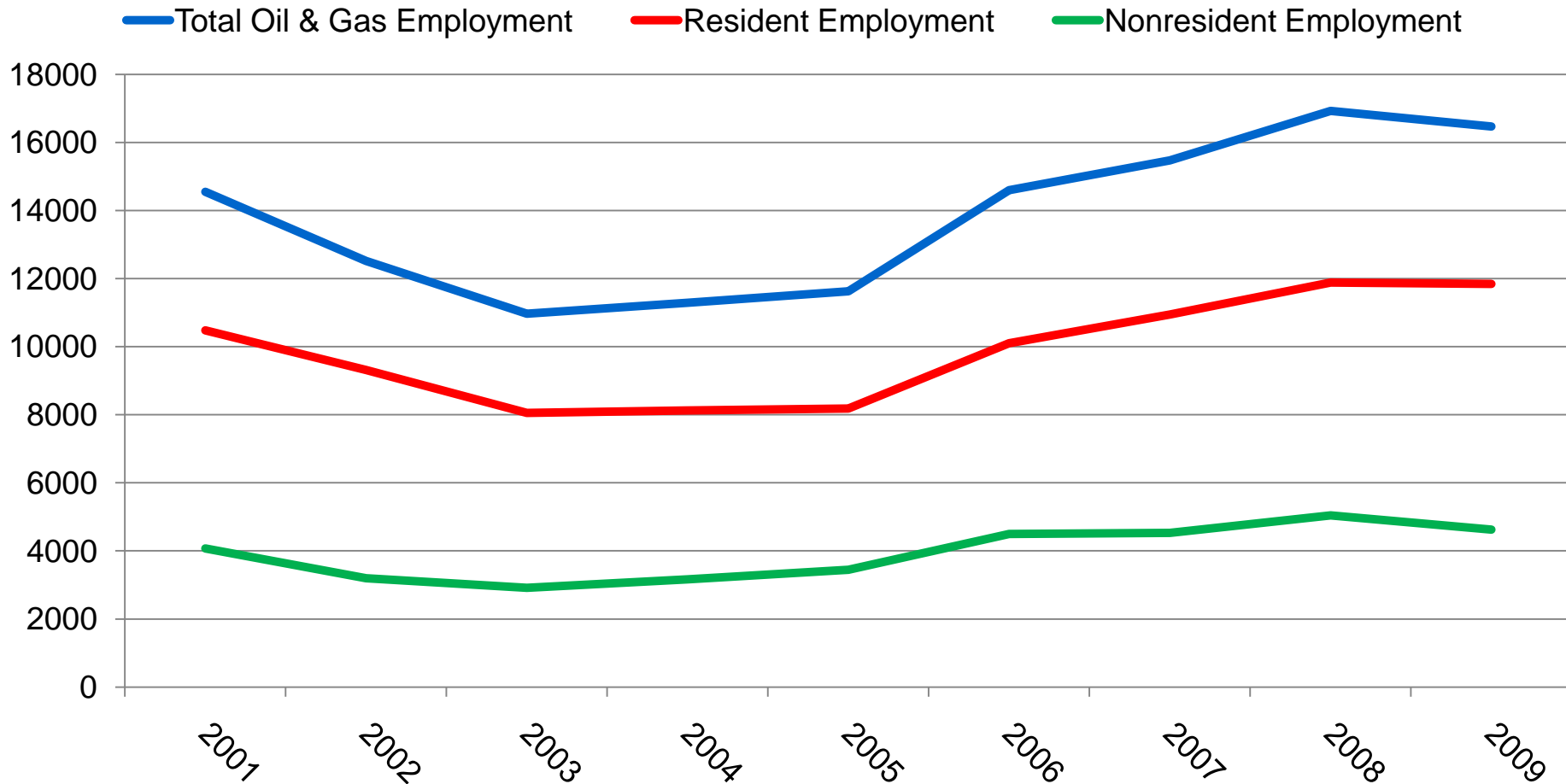
Source: Alaska Department of Labor & Workforce Development (ADOLWD)

Includes: Oil and Gas Extraction & Support Services Combined

Excludes: Refineries & Pipeline



# Alaska Oil & Gas Industry Workforce Residency 2001 - 2009



Source: Alaska Department of Labor & Workforce Development (ADOLWD)

Includes: Oil and Gas Extraction & Support Services Combined

Excludes: Refineries & Pipeline

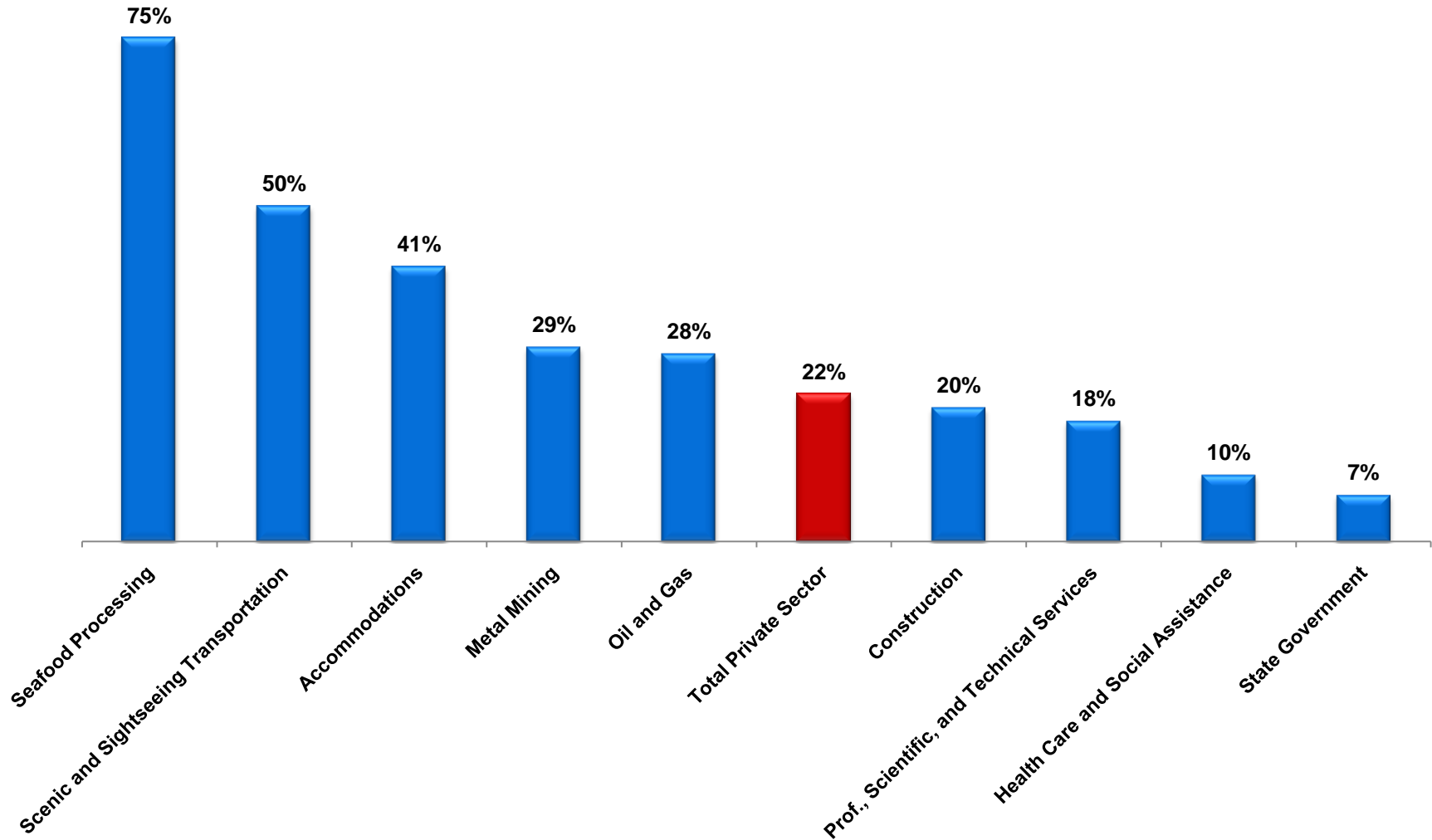
# Alaska Residents Employed with Oil & Gas Industry Related Vendors, 2009

Industry	Resident Workers	Nonresident Workers	Nonresident % of Total	Resident Wages (\$millions)	Nonresident Wages (\$millions)	Nonresident % of Total
Construction	1,032	576	35.8%	\$38.3	\$14.2	27.0%
Transportation & Warehousing	3,217	578	15.2	\$200.3	\$29.6	12.9
Professional, Scientific & Tech. Services	1,085	213	16.4	\$72.4	\$13.1	15.3
Admin. Support*	3,977	633	13.7	\$127.5	\$22.7	15.1
All Others	6,275	542	8.0	\$283.0	\$15.6	5.2
<b>Total</b>	<b>15,586</b>	<b>2,542</b>	<b>14.0%</b>	<b>\$721.5</b>	<b>\$95.2</b>	<b>11.7%</b>

Source: ADOLWD

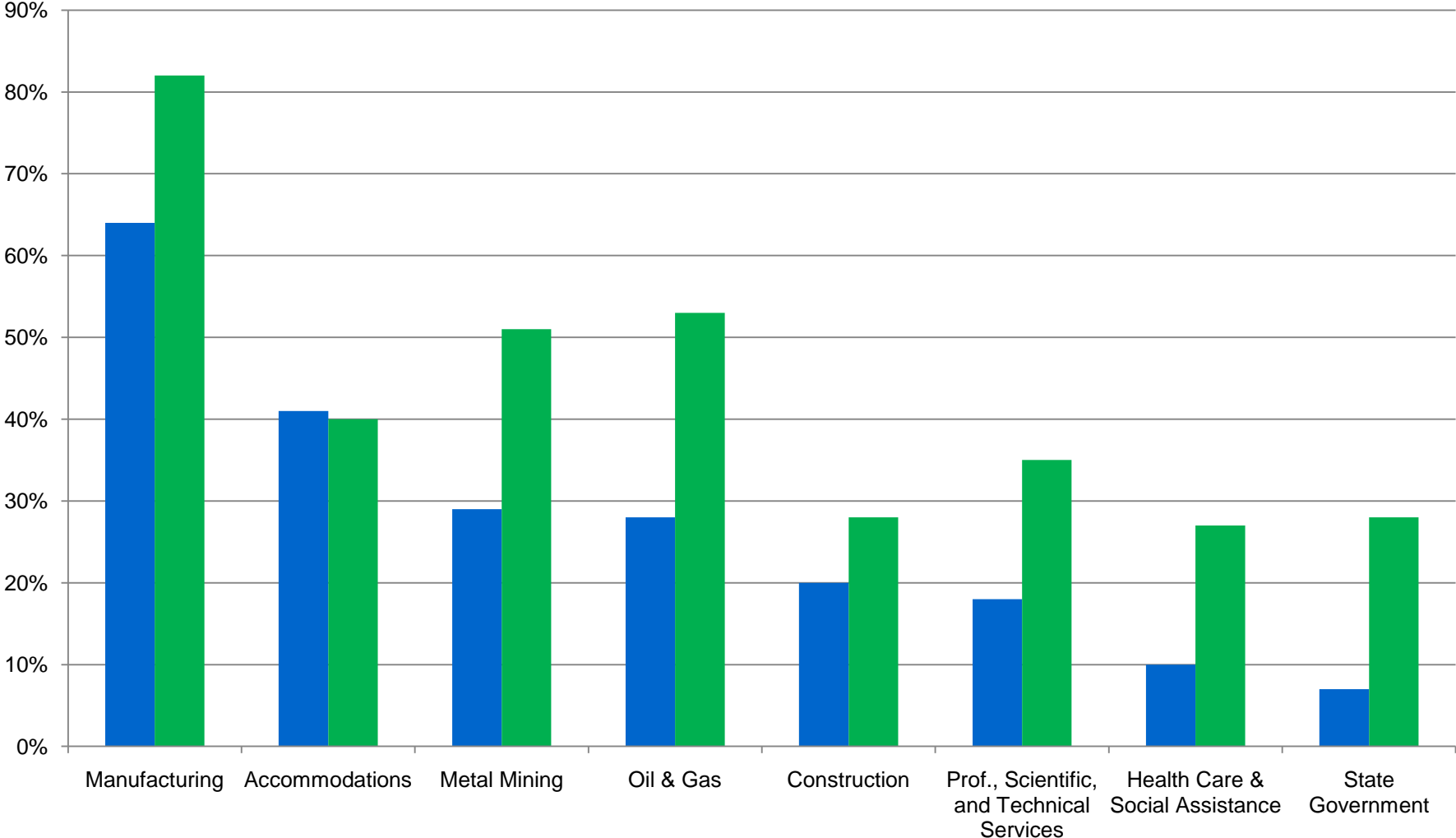
\* Full sector title is Administration Support/Waste Management and Remediation.

# Alaska Nonresident Hire Rates 2009



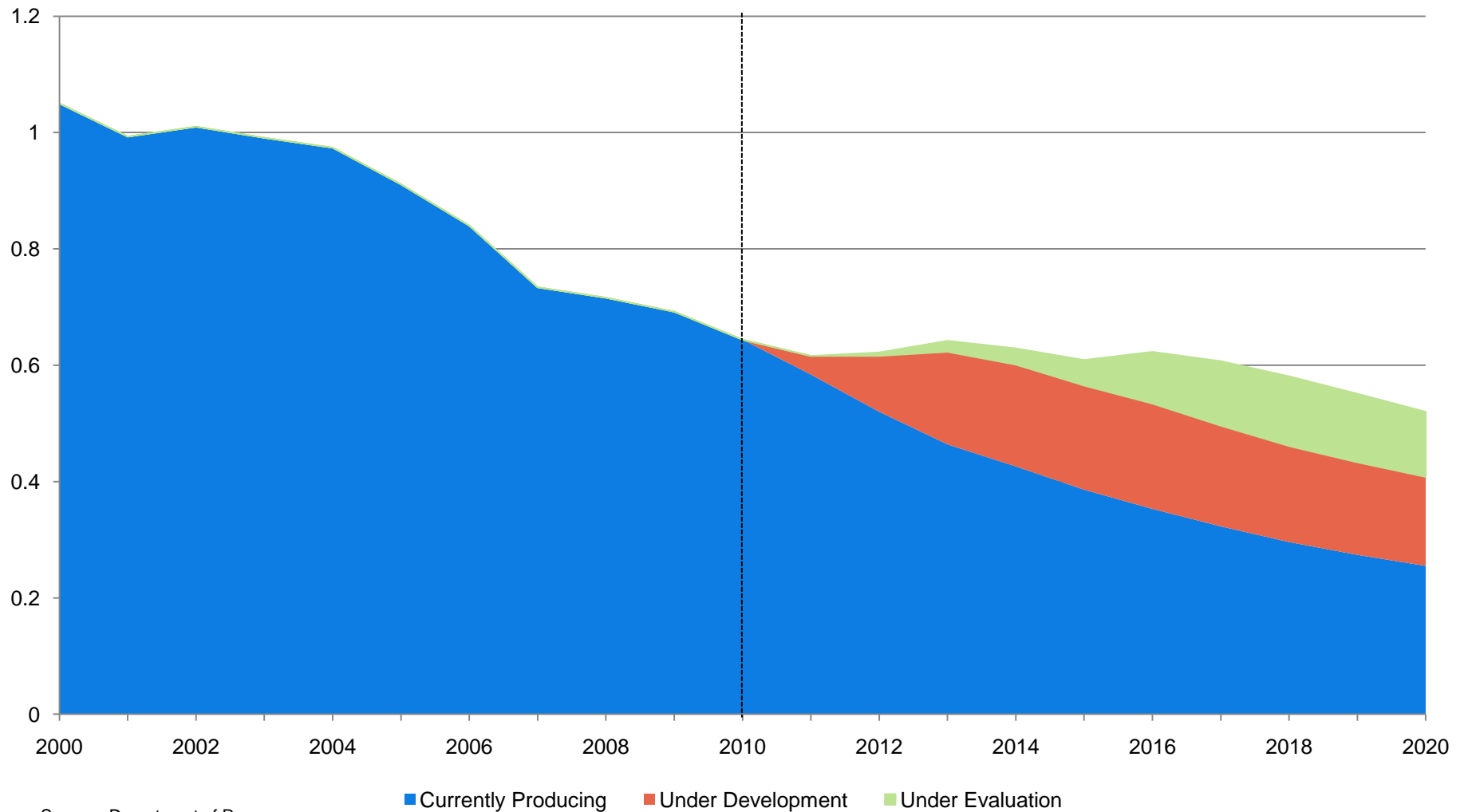
Source: ADOLWD

# 2009 Annual Average Non-Resident & 2010 Third Quarter Only New Hire Rates



Source: ADOLWD – 2011 April *Alaska Economic Trends* Blue: 2009 Yearly Average Green: 2010 Third Quarter New Hire Only Note: Manufacturing predominately Seafood Processing.

# Production Continues to Decline



Source: Department of Revenue

■ Currently Producing ■ Under Development ■ Under Evaluation



# Common Goal: More Jobs for Future Generations

