



**statehealthfacts.org**  
Your source for state health data

[kff.org](http://kff.org)
[kaiserhealthnews.org](http://kaiserhealthnews.org)
[kaiseredu.org](http://kaiseredu.org)
[healthreform.kff.org](http://healthreform.kff.org)
[globalhealth.kff.org](http://globalhealth.kff.org)

Compare

AK

to

US

GO

PRINT PDF

SHARE

SAVE AS PDF

## Alaska & United States



## State Medicaid Fact Sheets

Total Residents, 2008-2009

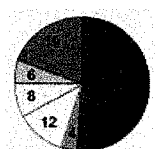
AK: 666,900

US: 303,343,300

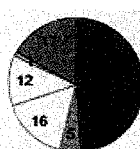
Distribution by Insurance Status, 2008-2009

Alaska

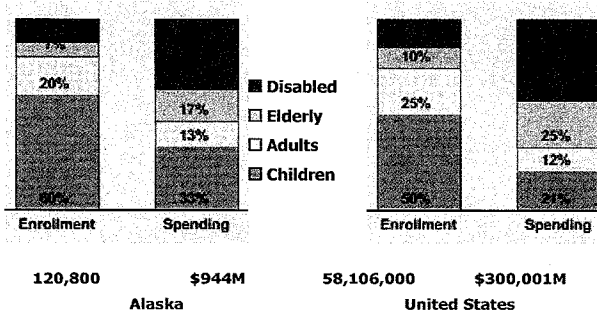
United States



- 51% Employer 49% ●
- 4% Individual 5% ●
- 12% Medicaid 16% ●
- 8% Medicare 12% ●
- 6% Other Public 1% ●
- 19% Uninsured 17% ●



Medicaid Enrollment and Spending by Group, FY2007



	Number	Percent	Notes
	AK	US	AK US

### Demographic Profile, 2008-2009

<b>Total Residents</b>	666,900	303,343,300	-	-	
<b>Income</b>					
Poor Residents (below 100% FPL)	117,700	60,939,000	18	20	% of total residents
Residents (100-138% FPL)	48,000	22,851,100	7	8	% of total residents
<b>Median Annual Income</b>	\$63,505	\$49,945	-	-	
<b>Age</b>					
Children (0-18)	194,300	79,305,700	29	26	% of total residents
Poor Children	43,900	21,472,200	23	27	% of total children
Adults (19-64)	416,100	185,424,200	62	61	% of total residents
Poor Adults	66,100	34,149,200	16	18	% of total adults
Elderly (65+)	56,400	38,613,300	8	13	% of total residents
Poor Elderly	7,700	5,317,700	14	14	% of total elderly
<b>Distribution by Race/Ethnicity</b>					
White	472,600	196,769,100	71	65	% of total residents
Black	24,400	36,795,300	4	12	% of total residents
Hispanic	27,800	48,828,900	4	16	% of total residents
Other	142,200	20,949,900	21	7	% of total residents
<b>Non-Citizen</b>	24,800	21,578,800	4	7	% of total residents
<b>Population Living in Non-Metropolitan Areas</b>	205,300	48,866,200	31	16	% of total residents
<b>Health Insurance Coverage of Nonelderly, 2008-2009</b>					
<b>Medicaid</b>	76,700	44,144,600	13	17	% of nonelderly
Children	46,500	26,325,400	61	60	% of Medicaid
Adults	30,100	17,819,200	39	40	% of Medicaid
<b>Uninsured</b>	125,800	49,997,900	21	19	% of nonelderly
Children	24,100	8,284,500	19	17	% of uninsured
Adults	101,700	41,713,400	81	83	% of uninsured
Nonelderly (below 100% FPL)	47,200	19,831,900	37	40	% of uninsured
Nonelderly (100-138% FPL)	10,800	6,060,700	9	12	% of uninsured
Nonelderly (139-250% FPL)	35,800	12,877,100	28	26	% uninsured
Nonelderly (251-399% FPL)	19,400	6,476,400	15	13	% of uninsured
Nonelderly (400%+ FPL)	12,600	4,751,900	10	10	% of uninsured
<b>Employer Sponsored Insurance</b>	341,700	149,690,000	56	57	% of nonelderly

Individual Insurance	23,300	13,767,100	4	5	% of nonelderly
Other Public	43,000	7,130,200	7	3	% of nonelderly
<b>Percentage Point Change Among Nonelderly 0-64 by Coverage Type, 2008-2009</b>					
Uninsured	-	-	-2.4	1.5	% point change
Medicaid	-	-	1.0	1.7	% point change
Employer-Sponsored	-	-	2.4	-3.2	% point change
Individually Purchased	-	-	-2.0	-0.1	% point change
<b>Medicaid Enrollment</b>					
Total Enrollment, FY2007	120,800	58,106,000	-	-	% of total residents
Children	72,900	28,754,500	60.3	49.5	% of Medicaid enrollees
Adults	24,500	14,627,000	20.3	25.2	% of Medicaid enrollees
Elderly	8,500	5,934,900	7.0	10.2	% of Medicaid enrollees
Disabled	14,900	8,789,500	12.3	15.1	% of Medicaid enrollees
% Enrolled in Managed Care, 2009	-	-	0.0	71.7	% of Medicaid enrollees
<b>Medicaid Expenditures</b>					
Total Medicaid Spending, FY2008	\$890,169,313	\$338,791,482,443	-	-	Including DSH
Disproportionate Share Hospital Payments (DSH)	\$15,580,779	\$17,738,530,492	1.8	5.2	% of total spending
Acute Care	\$532,601,181	\$206,255,691,313	59.8	60.9	% of total spending
Rx Drugs	\$50,424,021	\$15,274,195,878	9.5	7.4	% of acute care spending
Long Term Care (LTC)	\$341,987,353	\$114,797,260,638	38.4	33.9	% of total spending
Nursing Home	\$74,009,055	\$49,639,456,902	21.6	43.2	% of LTC spending
Home/Personal Care	\$212,808,098	\$47,762,519,611	62.2	41.6	% of LTC spending
<b>Per Enrollee Medicaid Spending, FY2007</b>					
Total	\$7,815	\$5,163	-	-	
Children	\$4,261	\$2,135	32.4	18.6	% of total spending
Adults	\$5,108	\$2,541	13.3	11.9	% of total spending
Elderly	\$19,143	\$12,499	17.4	24.3	% of total spending
Disabled	\$23,194	\$14,481	35.7	40.9	% of total spending
<b>Other Medicaid Spending Measures</b>					
Federal Contribution per State Dollar, FY2010	1.66	1.28	62.46	56.20	
General Fund Spending on Medicaid, SFY2008	\$408	\$111,711	7.9	16.3	% of general fund spending
<b>Medicaid Eligibility Levels by Annual Income and FPL, 2011</b>					
Pregnant Women	-	-	175	-	% of federal poverty level
Infants	-	-	150	-	% of federal poverty level
Children 1-5	-	-	150	-	% of federal poverty level
Children 6-19	-	-	150	-	% of federal poverty level
Working Parents	-	-	81	-	
<b>Medicaid and Medicare Dual Eligibles</b>					
Total Dual Eligible Enrollment, 2007	13,020	8,896,020	100	100	
Total Dual Eligible Spending in Millions, 2007	\$255	\$120,520	100	100	
Total Medicare Enrollment, 2010	64,797	46,589,141	9	15	% of total residents
Estimated Annual "Clawback" Payment, 2006	\$17,202,153	\$6,605,675,559	-	-	
<b>CHIP</b>					
Eligibility Income Level for Family of 3, 2011	-	-	-	-	% of federal poverty level
Change in CHIP Enrollment, June 2008-09	-	-	-0.3	2.7	% growth, 2008-2009
Total CHIP Spending, FY2007	\$21,611,463	\$10,046,523,960	-	-	

PRINTABLE PDF

SAVE AS PDF

EMAIL

## Other Options

Compare **AK** to **US** **60**

- [View Sources and Notes](#)
- [Download Fact Sheets for all 50 states and D.C. \(104 page PDF/3.6MB\)](#)
- [View states with the lowest and highest values.](#)
- [Click on any topic above to jump directly to Statehealthfacts.org.](#)
- [Return to the Medicaid Fact Sheets home page.](#)

- [View Children's Health Fact Sheets.](#)

<a href="#">kff.org</a>	<a href="#">kaiserhealthnews.org</a>	<a href="#">kaiseredu.org</a>	<a href="#">Search</a>	<a href="#">60</a>	<a href="#">Contact Us</a>	<a href="#">Email Subscriptions</a>	<a href="#">Privacy Statement</a>
-------------------------	--------------------------------------	-------------------------------	------------------------	--------------------	----------------------------	-------------------------------------	-----------------------------------