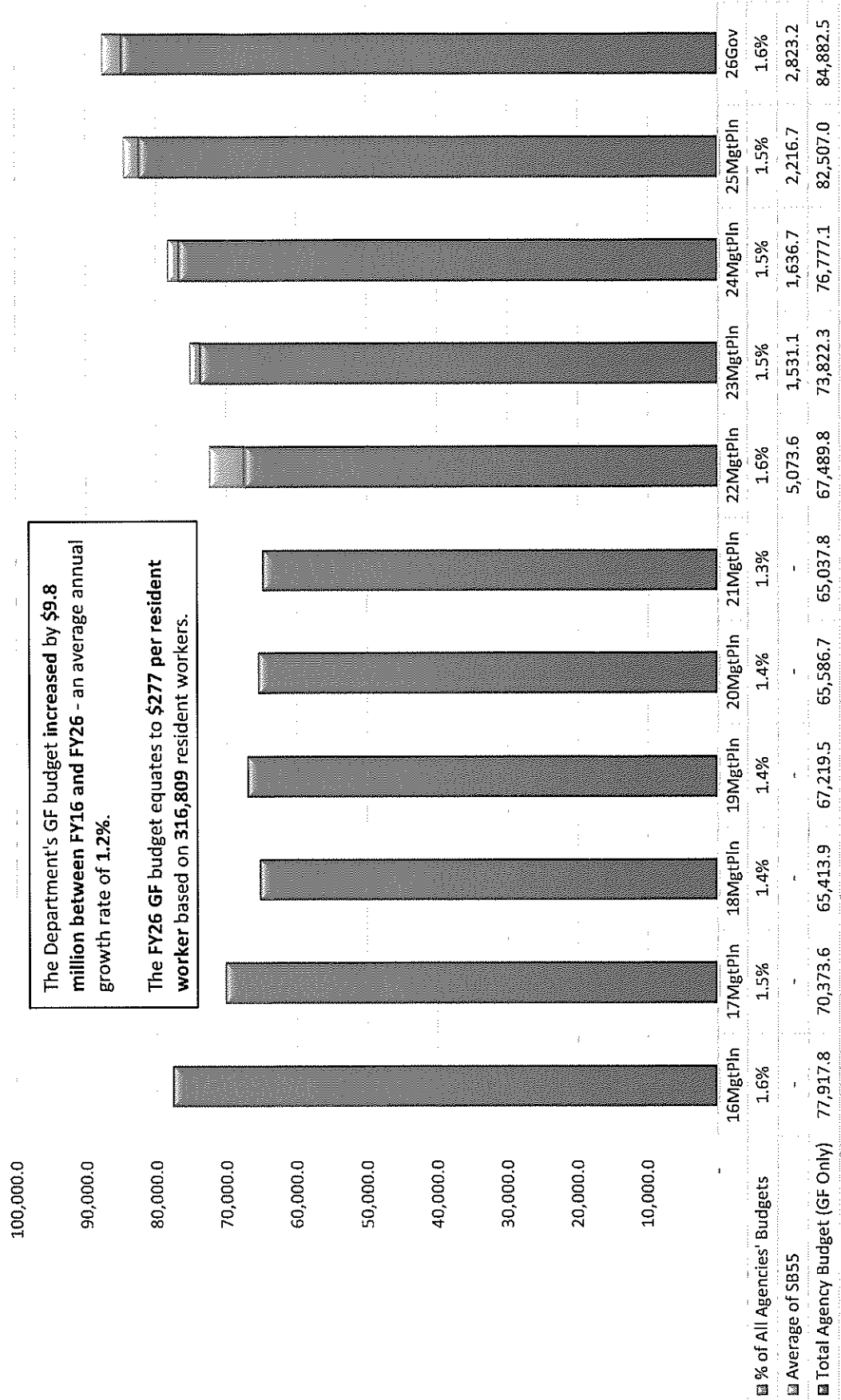


## Department of Fish and Game Total General Fund Budget (\$ Thousands)

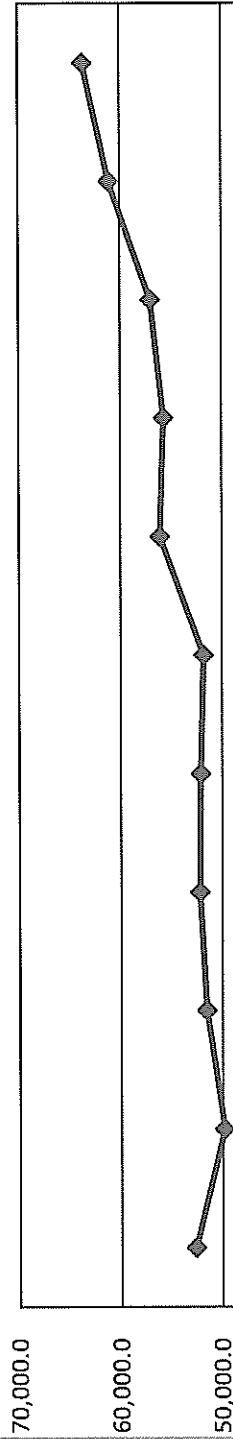


The Department's GF budget increased by \$9.8 million between FY16 and FY26 - an average annual growth rate of 1.2%.

The FY26 GF budget equates to \$277 per resident worker based on 316,809 resident workers.

# Appropriations within the Department of Fish and Game

(GF Only)  
(\$ Thousands)



The Commercial Fisheries Division's budget is 69% GF. Fisheries tax revenues are not tracked with a distinct fund code, but are deposited into the general fund. Commercial vessel licensing and permit fee revenues are tracked as Commercial Fisheries Entry Commission (CFEC) funds, and reflected as Designated General Funds (DGF). Changes in funding levels for this allocation reflect changes in service levels related to commercial fisheries surveys and assessments. The GF budget has increased by \$11.1 million from the FY16 MgtPln to FY26 Gov (21%).

In FY23, the legislature realigned fund sources in the new Anchorage and Fairbanks Hatchery appropriation, replacing \$4.6 million of Fed and \$0.2 million FG funds with \$4.8 million UGF & GF Match.

	16Mgt Pln	17Mgt Pln	18Mgt Pln	19Mgt Pln	20Mgt Pln	21Mgt Pln	22Mgt Pln	23Mgt Pln	24Mgt Pln	25Mgt Pln	26Gov
Statewide Support Services	7,492.9	6,308.8	3,857.1	3,716.4	3,802.0	3,784.6	4,263.4	4,131.7	4,114.7	4,792.3	4,833.8
Commercial Fisheries	52,603.2	49,812.5	51,521.1	52,196.8	52,097.0	51,809.6	56,112.0	55,743.5	57,033.6	61,110.3	63,660.9
Sport Fisheries	5,736.7	4,133.3	2,017.4	2,174.1	2,056.9	1,815.2	3,125.8	1,777.3	2,000.0	1,871.3	1,896.7
Wildlife Conservation	5,528.3	4,085.7	1,944.9	2,962.8	1,711.6	1,708.0	2,673.1	1,755.3	3,083.2	3,152.9	3,291.7
Habitat	3,752.0	3,544.6	3,568.6	3,617.1	3,459.4	3,450.5	3,654.5	3,624.8	3,751.5	3,977.2	4,060.8
Anchorage/Fairbanks Hatcheries	55.8	-	-	-	-	-	125.3	4,848.2	4,908.3	5,500.6	5,586.0
Subsistence Research/Monitoring	2,748.9	2,488.7	2,504.8	2,552.3	2,459.8	2,469.9	2,609.3	2,626.5	2,676.4	3,273.0	3,329.6
Southeast Hatcheries							846.1	846.1	846.1	1,046.1	1,046.2

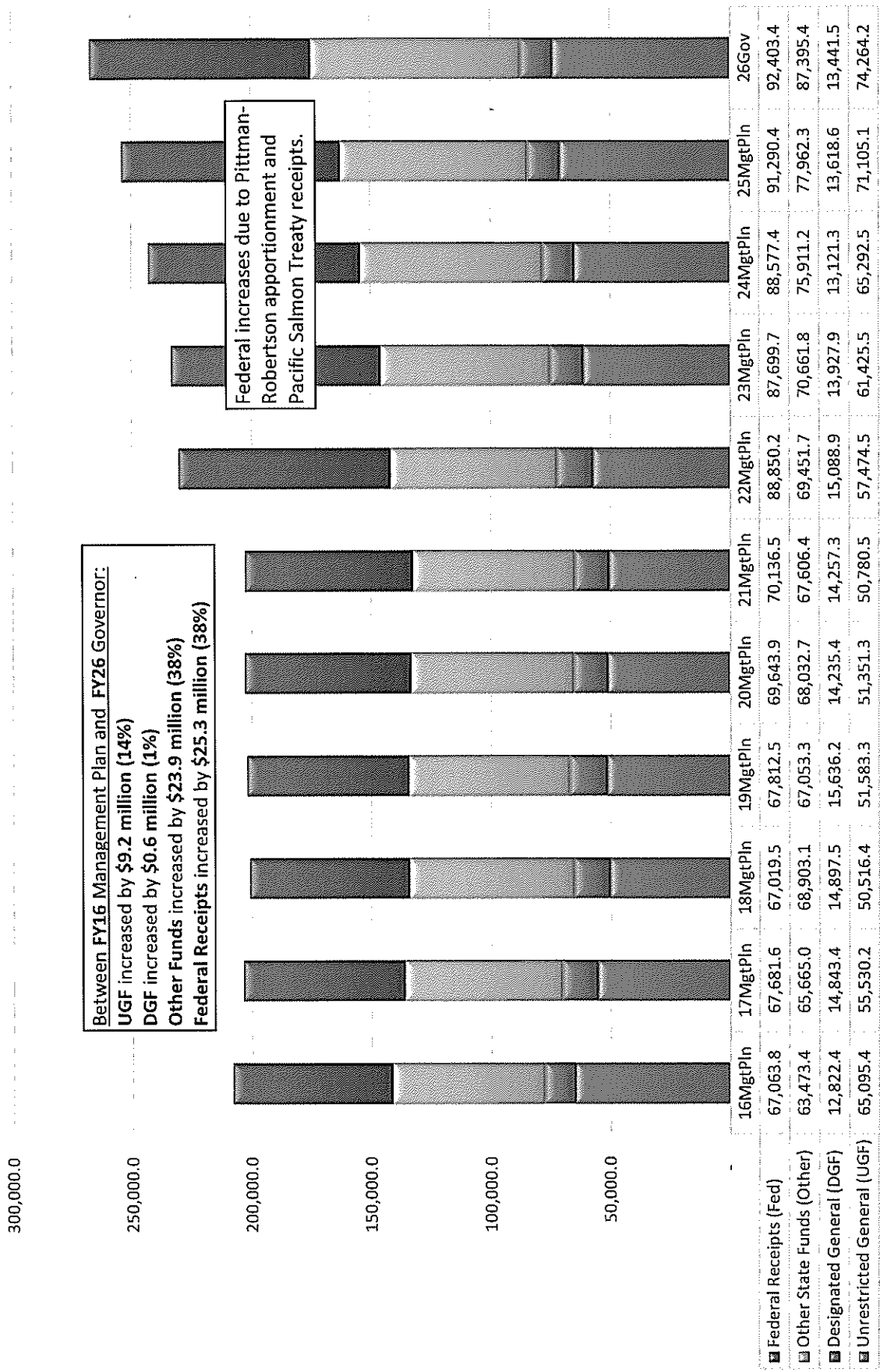
The Wildlife Conservation Division's budget is 5% GF. It is primarily funded with Federal receipts and Fish and Game funds (Other).  
Total GF funding has decreased by \$2.2 million (-40%) from the FY16 MgtPln to FY26 Gov, while the Division's budget (all fund sources) has increased by \$23.0 million (48%).

The Sport Fish Division's budget is 4% GF. It is primarily funded with Federal receipts and Fish and Game funds (Other).  
Total GF funding has decreased by \$3.8 million (-67%) from the FY16 MgtPln to FY26 Gov, while the Division's budget (all fund sources) has increased by \$4.3 million (10%).

# Department of Fish and Game

## Total Funding Comparison by Fund Group

(\$ Thousands)



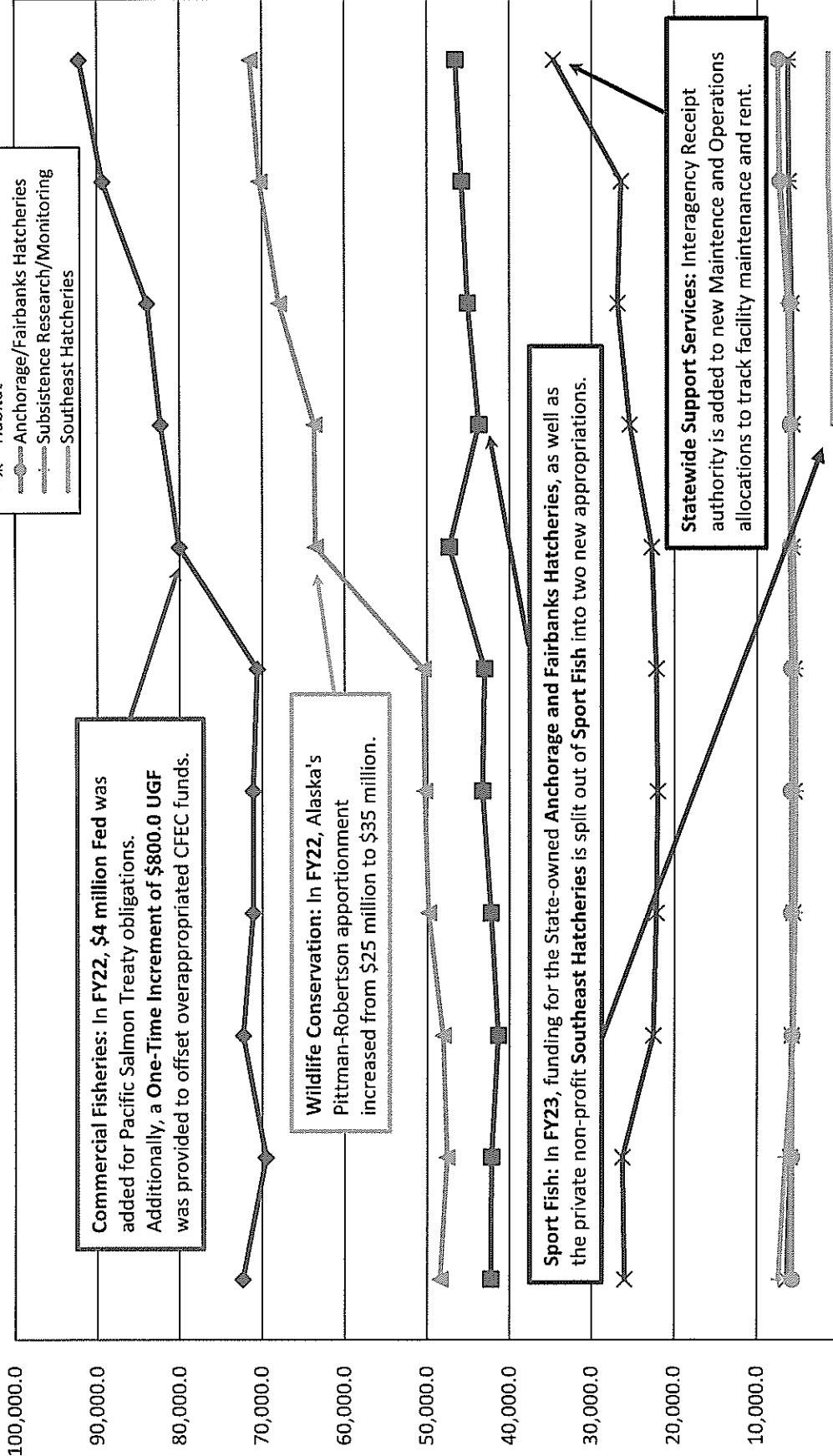
Between FY16 Management Plan and FY26 Governor:  
 UGF increased by \$9.2 million (14%)  
 DGF increased by \$0.6 million (1%)  
 Other Funds increased by \$23.9 million (38%)  
 Federal Receipts increased by \$25.3 million (38%)

Federal increases due to Pittman-Robertson apportionment and Pacific Salmon Treaty receipts.

# Appropriations within the Department of Fish and Game

(All Funds)  
(\$ Thousands)

- ◆ Commercial Fisheries
- Sport Fisheries
- ▲ Wildlife Conservation
- ✕ Statewide Support Services
- Habitat
- Anchorage/Fairbanks Hatcheries
- ◊ Subsistence Research/Monitoring
- ◑ Southeast Hatcheries




**Commercial Fisheries:** In FY22, \$4 million Fed was added for Pacific Salmon Treaty obligations. Additionally, a One-Time Increment of \$800.0 UGF was provided to offset overappropriated CFEC funds.

**Wildlife Conservation:** In FY22, Alaska's Pittman-Robertson apportionment increased from \$25 million to \$35 million.

**Sport Fish:** In FY23, funding for the State-owned Anchorage and Fairbanks Hatcheries, as well as the private non-profit Southeast Hatcheries is split out of Sport Fish into two new appropriations.

**Statewide Support Services:** Interagency Receipt authority is added to new Maintenance and Operations allocations to track facility maintenance and rent.

# Budgeted Positions in the Department of Fish and Game



Fish and Game's budgeted permanent full-time positions have **decreased by 46 (-5%)** between the FY16 Management Plan and the FY26 Governor's budget. In that same time frame, the agency's staff has also been **reduced by 114 (16%) permanent part-time (seasonal) positions, and 53 (98%) temporary positions.**

	16MgtPln	17MgtPln	18MgtPln	19MgtPln	20MgtPln	21MgtPln	22MgtPln	23MgtPln	24MgtPln	25MgtPln	26Gov
Temp	54	29	14	6	7	6	5	2	1	1	1
Perm Part Time	700	657	629	619	609	598	601	594	593	590	586
Perm Full Time	900	860	838	830	834	826	821	820	829	849	854

# Department of Fish and Game Budget by Line Item

300,000.0

250,000.0

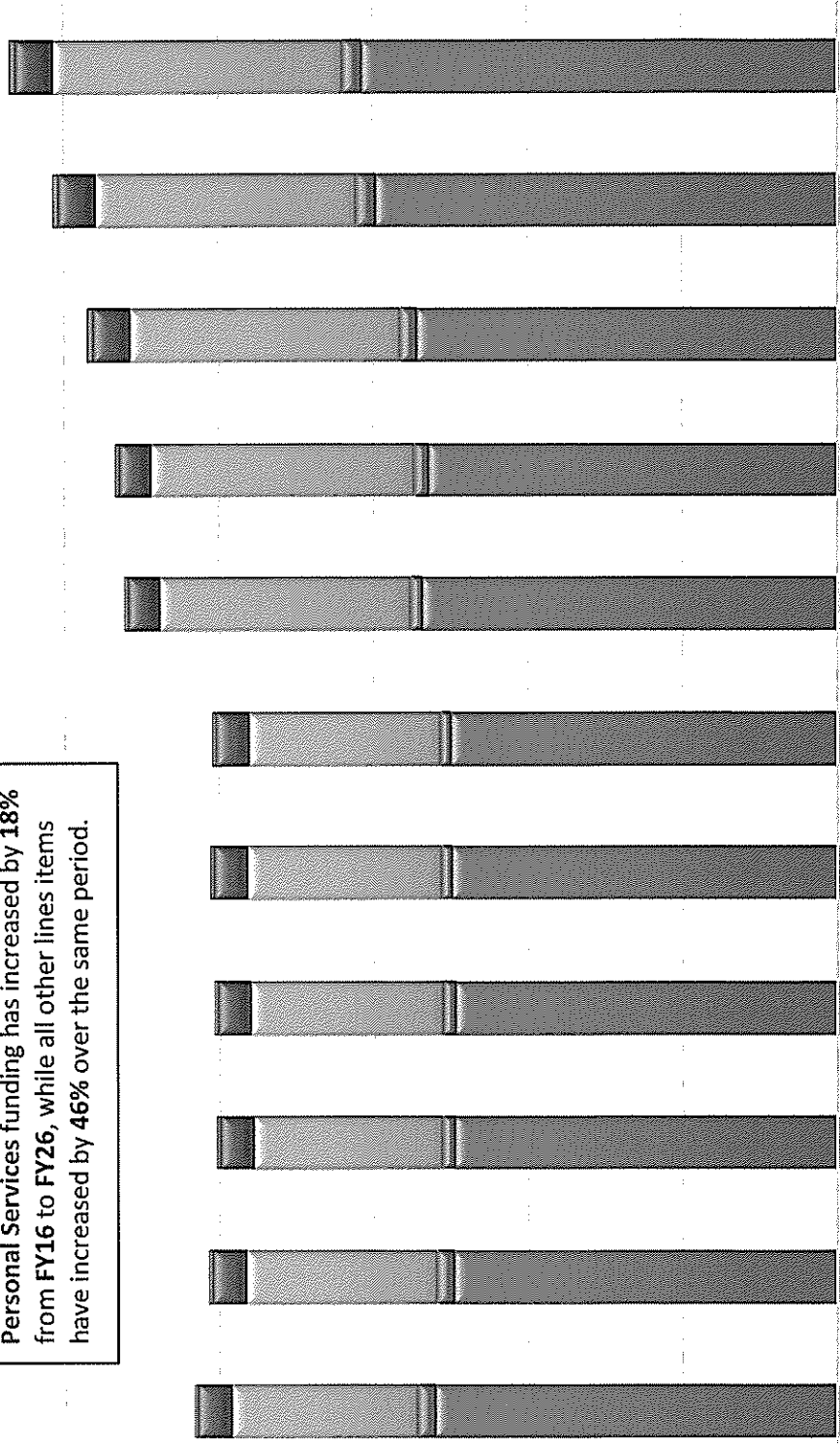
200,000.0

150,000.0

100,000.0

50,000.0

Personal Services funding has increased by 18% from FY16 to FY26, while all other lines items have increased by 46% over the same period.



	16MgtPIn	17MgtPIn	18MgtPIn	19MgtPIn	20MgtPIn	21MgtPIn	22MgtPIn	23MgtPIn	24MgtPIn	25MgtPIn	26Gov
5 Capital Outlay	1,160.9	1,452.0	1,367.0	1,367.0	1,417.0	1,447.0	1,520.5	1,572.1	2,153.8	2,178.8	2,153.8
4 Commodities	10,934.3	10,879.9	10,743.6	10,582.5	10,752.5	10,689.0	9,979.8	10,234.6	11,947.1	11,962.2	12,121.4
3 Services	60,331.4	61,812.2	61,199.5	62,346.3	62,872.4	62,113.2	81,290.6	85,202.0	87,417.2	84,411.3	93,564.9
2 Travel	5,573.4	5,272.7	3,888.5	3,797.2	3,195.8	3,160.5	3,602.2	4,377.0	5,115.4	5,999.1	6,001.7
1 Personal Services	130,455.0	124,303.4	124,157.9	123,992.3	125,025.6	125,371.0	134,472.2	132,329.2	136,268.9	149,425.0	153,662.7



**2025 Legislature Operating Budget  
Transaction Compare - Governor Structure  
Between AdjBase and Gov**



**Numbers and Language Differences**  
Agencies: F&G

Agency: Department of Fish and Game

Column	Trans Type	Total Expenditure	Personal Services	Travel	Services	Commodities	Capital Outlay	Grants	Misc	PFT	PPT	TMP
<b>Commercial Fisheries</b>												
<b>Southeast Region Fisheries Management</b>												
Maintain	Gov	300.0	0.0	0.0	300.0	0.0	0.0	0.0	0.0	0.0	0.0	0.0
<p>Project for Assessments and Management Obligations in Southeast</p> <p>This increment would supplement federal and test fish funding to cover assessments and management obligations for groundfish in the Southeast Region. The federal awards have not increased over the last decade to cover increases in inflation and require the department to match the award by 25 percent with non-federal funds. Test fish revenue has been on a steady decline and revenue collections have been significantly reduced.</p> <p>The project is fully staffed with eight positions and without additional funding the project will be reduced. The reductions will decrease survey efforts, reduction of budgeted months for seasonal staff, and layoffs of permanent full-time positions would be considered. These reductions will result in failure to meet fishery management obligations at the State and federal levels; limited staff time to open and close commercial fisheries resulting in overharvesting of allocations or loss of fishing opportunity; substantial delays in data entry of fish tickets, logbooks, and tag recoveries; reduced biological data collections that are integral for measuring stock health; and the inability to continue important groundfish research activities that have occurred for over 30 years.</p>												
1003 GF/Match (UGF)		50.0										
1004 Gen Fund (UGF)		250.0										
<b>* Allocation Difference *</b>												
		300.0	0.0	0.0	300.0	0.0	0.0	0.0	0.0	0.0	0.0	0.0

**Central Region Fisheries Management**

Add Full-time Boat Officer 3, Second in Command, for Research Vessel (RV) Equinox	Gov	132.0	132.0	0.0	0.0	0.0	0.0	0.0	0.0	0.0	1.0	0.0
<p>Add a full-time Boat Officer 3, range 17, located in Homer to be the second in command on the newly acquired research vessel. The Research Vessel (RV) Equinox is larger than the prior vessel at 84.3 feet and requires multiple re-classes and an additional boat officer to operate the vessel. Based on the job class specifications, a Boat Officer 3 is required as second in command for a vessel of 70 feet in overall length or larger.</p>												

Full time Boat Officer 3, range 17, Homer  
1004 Gen Fund (UGF) 132.0

**\* Allocation Difference \***

		132.0	132.0	0.0	0.0	0.0	0.0	0.0	0.0	0.0	1.0	0.0
--	--	-------	-------	-----	-----	-----	-----	-----	-----	-----	-----	-----

**Statewide Fisheries Management**

Add Funding for State Vessel, Vehicle, and Aircraft Maintenance	Gov	450.0	0.0	0.0	300.0	150.0	0.0	0.0	0.0	0.0	0.0	0.0
<p>This increment will be used to fund the annual need for vessels and aircraft maintenance, repair, and upgrades. These assets are crucial tools used to achieve the department's mission.</p> <p>The division owns six research vessels and five aircraft which are used to safely support fishery monitoring efforts, stock assessment programs, and research. Funding would be used to cover shipyard expenditures, maintain and rebuild aircraft engines, and other necessary maintenance needed to extend the operational life of these assets.</p>												
1004 Gen Fund (UGF)		450.0										
Restore Funding for Surveys and Assessments	Gov	716.5	0.0	0.0	716.5	0.0	0.0	0.0	0.0	0.0	0.0	0.0
<p>This increment will be used to support survey and assessment projects located throughout the state. These surveys and assessments are vital to the division's ability to ensure consistency with the sustained yield principle.</p>												

Restore Funding for Surveys and Assessments  
1004 Gen Fund (UGF) 716.5

		716.5	0.0	0.0	716.5	0.0	0.0	0.0	0.0	0.0	0.0	0.0
--	--	-------	-----	-----	-------	-----	-----	-----	-----	-----	-----	-----

**2025 Legislature Operating Budget  
Transaction Compare - Governor Structure  
Between AdjBase and Gov**

**Agency: Department of Fish and Game**

**Numbers and Language Differences**  
**Agencies: F&G**

Column	Trans Type	Total Expenditure	Personal Services	Travel	Services	Commodities	Capital Outlay	Grants	Misc	PFT	PPT	TMP
<b>Commercial Fisheries (continued)</b>												
<b>Statewide Fisheries Management (continued)</b>												
Restore Funding for Surveys and Assessments (continued)												
If the division does not receive this increment the following projects will end: Judd Lake Weir, Togiak Herring Assessment, Prince William Sound Trawl Survey, Chelaina Lake Weir, Lower Yukon Test Fishery, Kobuk River Test Fishery, AYK Sonar Funding, and Sandy River Weir. In addition, the division will exit the Craig office and the Kuskokwim Area Bethel Test Fishery will be reduced.												
1004 Gen Fund (UGF) 716.5												
<b>* Allocation Difference *</b>												
<b>Comm Fish Facility Operations and Maintenance State Owned</b>												
	Gov	Struct										
			0.0	0.0	0.0	150.0	0.0	0.0	0.0	0.0	0.0	0.0
<b>* Allocation Difference *</b>												
<b>Comm Fish Facility Operations and Maintenance Non-State Owned</b>												
	Gov	Struct										
			0.0	0.0	0.0	0.0	0.0	0.0	0.0	0.0	0.0	0.0
<b>* Allocation Difference *</b>												
<b>** Appropriation Difference **</b>												
			0.0	0.0	0.0	150.0	0.0	0.0	0.0	0.0	1.0	0.0
<b>Sport Fisheries</b>												
<b>Sport Fish Facility Operations and Maintenance State Owned</b>												
	Gov	Struct										
			0.0	0.0	0.0	0.0	0.0	0.0	0.0	0.0	0.0	0.0
<b>* Allocation Difference *</b>												
			0.0	0.0	0.0	0.0	0.0	0.0	0.0	0.0	0.0	0.0
<b>Sport Fish Facility Operations and Maintenance Non-State Owned</b>												
	Gov	Struct										
			0.0	0.0	0.0	0.0	0.0	0.0	0.0	0.0	0.0	0.0
<b>* Allocation Difference *</b>												
			0.0	0.0	0.0	0.0	0.0	0.0	0.0	0.0	0.0	0.0
<b>** Appropriation Difference **</b>												
			0.0	0.0	0.0	0.0	0.0	0.0	0.0	0.0	0.0	0.0
<b>Anchorage and Fairbanks Hatcheries</b>												
<b>Anchorage and Fairbanks Hatcheries</b>												
	Gov	Inc										
			200.0	0.0	0.0	200.0	0.0	0.0	0.0	0.0	0.0	0.0
Add Enhancement Activities to Anchorage and Fairbanks Hatcheries												
Add fish and game fund authority and federal receipt authority to more accurately account for enhancement activities that were not previously realized. With increasing operating and personnel costs, more federal receipt authority matched with fish and game fund authority is needed to avoid additional administrative work during fiscal year-end. The Anchorage and Fairbanks Hatcheries currently do not contain fish and game fund authority, which is needed to match the federal award.												





# 2025 Legislature Operating Budget Transaction Compare - Governor Structure Between AdjBase and Gov



**Numbers and Language Differences**  
**Agencies: F&G**

**Agency: Department of Fish and Game**

Column	Trans Type	Total Expenditure	Personal Services	Travel	Services	Commodities	Capital Outlay	Grants	Misc	PFT	PPT	TMP
<b>Anchorage and Fairbanks Hatcheries (continued)</b>												
<b>Anchorage and Fairbanks Hatcheries (continued)</b>												
Add Enhancement Activities to Anchorage and Fairbanks Hatcheries (continued)												
		100.0										
		100.0										
* Allocation Difference *												
<b>Hatcheries Facility Operations and Maintenance State Owned</b>												
Establish New Allocation for Hatcheries Facility Operations and Maintenance State Owned												
	Gov Struct	0.0	0.0	0.0	0.0	0.0	0.0	0.0	0.0	0.0	0.0	0.0
* Allocation Difference *												
** Appropriation Difference **												
<b>Wildlife Conservation</b>												
<b>Wildlife Conservation</b>												
Add State Vehicle and Aircraft Maintenance Project for Divisional Maintenance Needs												
	Gov Inc	217.0	0.0	0.0	192.0	25.0	0.0	0.0	0.0	0.0	0.0	0.0
This increment will be used to fund the annual need for vessels and aircraft maintenance, repair, and upgrades. These assets are crucial tools used to achieve the department's mission.												
The division owns 10 aircraft, which allow safe support of wildlife survey, inventory monitoring efforts, and intensive management programs. This authority would be used to cover costs associated with rebuilding engines and other necessary repairs, servicing, and maintenance needed to extend the operational life of these assets.												
	Gov Inc	112.3	112.3	0.0	0.0	0.0	0.0	0.0	0.0	1.0	0.0	0.0
1024 Fish/Game (Other) 217.0												
Guide Concession Permit Program Fiscal Note to Add Full-time Wildlife Biologist 3 in Anchorage.												
Senate Bill 189 (Ch. 15 SLA 24) provides authority to create a guide concession permit program managed by the Department of Natural Resources (DNR) on State lands, essentially limiting the number of guides that could operate in a designated area.												
The program requires coordination and consultation among State agencies, each with specific responsibilities within the program to address elements of wildlife conservation, land management, and regulation of professional guiding services. To implement and administer the new guide concession program, the DNR, the Alaska Department of Fish and Game (ADF&G), the Board of Game (BOG), and the Big Game Commercial Services Board (BGCBSB) are responsible for and required to consult together on different aspects of the program, including adopting regulations; issuing, renewing, transferring, suspending, or revoking a guide concession permit; establishing guide concession areas; and determining the number of permits and authorizations available for each area.												
Additional Division of Wildlife Conservation (DWC) staff time would still be required to prepare and provide to the BOG, DNR, and BGCBSB wildlife data, as well as resident, non-resident, guided, and unguided hunt data to inform consideration and determination of guide concession areas, the number of permits, and the specific authorizations for each permit. The DWC routinely develops information for the BOG on proposals related to wildlife management. However, the new guide concession program creates additional duties requiring additional staff.												

# 2025 Legislative Operating Budget Transaction Compare - Governor Structure Between AdjBase and Gov

**Numbers and Language Differences Agencies: F&G**

**Agency: Department of Fish and Game**

	Column	Trans Type	Total Expenditure	Personal Services	Travel	Services	Commodities	Capital Outlay	Misc	PFT	PPT	TMP
<b>Wildlife Conservation (continued)</b>												
<b>Wildlife Conservation (continued)</b>												
Guide Concession Permit Program Fiscal Note to Add Full-time Wildlife Biologist 3 in Anchorage, SB 189 (Ch. 15 SLA 24) (continued)												
Full-time Wildlife Biologist 3 (11#046), range 18, located in Anchorage 1004 Gen Fund (UGF)			329.3	112.3	0.0	192.0	25.0	0.0	0.0	1.0	0.0	0.0
<b>* Allocation Difference *</b>												
<b>Wildlife Cons. Facility Operations and Maintenance State Owned</b>												
Establish New Allocation for Wildlife Cons. Facility Operations and Maintenance State Owned			0.0	0.0	0.0	0.0	0.0	0.0	0.0	0.0	0.0	0.0
<b>* Allocation Difference *</b>												
<b>Wildlife Cons. Facility Operations and Maintenance Non-State Owned</b>												
Establish New Allocation for Wildlife Cons. Facility Operations and Maintenance Non-State Owned			0.0	0.0	0.0	0.0	0.0	0.0	0.0	0.0	0.0	0.0
<b>* Allocation Difference *</b>												
<b>** Appropriation Difference **</b>			329.3	112.3	0.0	192.0	25.0	0.0	0.0	1.0	0.0	0.0
<b>Statewide Support Services</b>												
<b>Administrative Services</b>												
Delete Full-time Administrative Officer 1 Due to Departmental Efficiencies		Gov	-28.1	-28.1	0.0	0.0	0.0	0.0	0.0	-1.0	0.0	0.0
Delete full-time Administrative Officer 1 (110617), range 17, located in Juneau. The duties of this position can be absorbed within other divisions and positions currently within Administrative Services. 1004 Gen Fund (UGF)			-28.1	-28.1	0.0	0.0	0.0	0.0	0.0	-1.0	0.0	0.0
<b>* Allocation Difference *</b>												
<b>Boards of Fisheries and Game</b>												
Guide Concession Permit Program Fiscal Note for Increased Board Support Section Coordination, SB 189 (Ch. 15 SLA 24)		Gov	14.4	9.5	2.6	2.3	0.0	0.0	0.0	0.0	0.0	0.0
Senate Bill 189 (Ch. 15 SLA 2024) provides authority to create a guide concession permit program managed by the Department of Natural Resources (DNR) on state lands, essentially limiting the number of guides that could operate in a designated area.												

The program requires coordination and consultation among state agencies, each with specific responsibilities within the program to address elements of wildlife conservation, land management, and regulation of professional guiding services. To implement and administer the new guide concession program, DNR, the Alaska Department of Fish and Game (ADF&G), the Board of Game (BOG), and the Big Game Commercial Services Board (BGCSB) are

**2025 Legislature Operating Budget  
Transaction Compare - Governor Structure  
Between AdjBase and Gov**

Agency: Department of Fish and Game

**Numbers and Language Differences**  
**Agencies: F&G**

Column	Trans Type	Total Expenditure	Personal Services	Travel	Services	Commodities	Capital Outlay	Grants	Misc	PFI	PPT	THP
--------	------------	-------------------	-------------------	--------	----------	-------------	----------------	--------	------	-----	-----	-----

**Statewide Support Services (continued)**

**Boards of Fisheries and Game (continued)**  
Guide Concession Permit Program Fiscal Note for Increased Board Support Section Coordination, SB 189 (Ch. 15 SLA 24) (continued)

responsible for and required to consult together on different aspects of the program, including adopting regulations; issuing, renewing, transferring, suspending, or revoking a guide concession permit; establishing guide concession areas; and determining the number of permits and authorizations available for each area.

Establishment of a guide concession area would be initiated via a BOG proposal; a person may submit a proposal to establish an area to the BOG for consideration at a regularly scheduled region meeting. Additionally, the BOG is specifically tasked with determining the number of permits for both full and limited permit types issued for a guide concession area and the specific authorizations attached to each permit. The BOG may establish an advisory board composed of representatives of the involved agencies (DNR, ADF&G, BGCSB, and BOG) and interested members of the public to assist the board in making that determination.

Based on past expenses specific to upcoming meeting locations, the ADF&G anticipates increased costs to the Board Support Section of \$14.4 for fiscal year 2026.

1004 Gen Fund (UGF) 14.4

\* Allocation Difference \*

**Statewide Support Services Facilities Rent State Owned**

Add Authority for State Owned Facility Rent  
This increment will cover state owned facility rent payments to adhere to Alaska Statute 37.07.020(e) Annual Facility Maintenance, Operations, and Repairs.  
1007 I/A Rcpts (Other) 7,000.0  
Establish New Allocation for Statewide Support Services Facilities Rent State Owned

\* Allocation Difference \*

**Statewide Support Services Facilities Rent Non-State Owned**

Add Authority for Non-State Owned Facility Rent  
This increment will cover non-State owned facility rent payments to adhere to Alaska Statute 37.07.020(e) Annual Facility Maintenance, Operations, and Repairs.  
1007 I/A Rcpts (Other) 1,000.0  
Establish New Allocation for Statewide Support Services Facilities Rent Non-State Owned

\* Allocation Difference \*

**Statewide Support Services Facility Operations and Maintenance State Owned**

Establish New Allocation for Statewide Support Services Facilities O&M State Owned

\* Allocation Difference \*

		14.4	9.5	2.6	2.3	0.0	0.0	0.0	0.0	0.0	0.0	0.0
	Gov Inc	7,000.0	0.0	0.0	7,000.0	0.0	0.0	0.0	0.0	0.0	0.0	0.0
	Gov Struct	0.0	0.0	0.0	0.0	0.0	0.0	0.0	0.0	0.0	0.0	0.0
		7,000.0	0.0	0.0	7,000.0	0.0	0.0	0.0	0.0	0.0	0.0	0.0
	Gov Inc	1,000.0	0.0	0.0	1,000.0	0.0	0.0	0.0	0.0	0.0	0.0	0.0
	Gov Struct	0.0	0.0	0.0	0.0	0.0	0.0	0.0	0.0	0.0	0.0	0.0
		1,000.0	0.0	0.0	1,000.0	0.0	0.0	0.0	0.0	0.0	0.0	0.0
	Gov Struct	0.0	0.0	0.0	0.0	0.0	0.0	0.0	0.0	0.0	0.0	0.0
		0.0	0.0	0.0	0.0	0.0	0.0	0.0	0.0	0.0	0.0	0.0

2025 Legislature Operating Budget  
Transaction Compare - Governor Structure  
Between AdjBase and Gov

Numbers and Language Differences Agencies: F&G

Agency: Department of Fish and Game

Column	Trans Type	Total Expenditure	Personal Services	Travel	Services	Commodities	Capital Outlay	Grants	Misc	PFT	PPT	TMP
<b>Statewide Support Services (continued)</b>												
<b>Statewide Support Services Facility Operations and Maintenance Non-State Owned</b>												
	Gov Struct	0.0	0.0	0.0	0.0	0.0	0.0	0.0	0.0	0.0	0.0	0.0
	Establish New Allocation for Statewide Support Services Facilities O&M Non-State Owned	7,986.3	-18.6	2.6	8,002.3	0.0	0.0	0.0	0.0	0.0	-1	0.0
* Allocation Difference *												
** Appropriation Difference **												
<b>Habitat</b>												
<b>Habitat Facility Operations and Maintenance Non-State Owned</b>												
	Gov Struct	0.0	0.0	0.0	0.0	0.0	0.0	0.0	0.0	0.0	0.0	0.0
	Establish New Allocation for Habitat Facility Operations and Maintenance Non-State Owned	0.0	0.0	0.0	0.0	0.0	0.0	0.0	0.0	0.0	0.0	0.0
* Allocation Difference *												
** Appropriation Difference **												
<b>Subsistence Research &amp; Monitoring</b>												
<b>Subsistence Facility Operations and Maintenance Non-State Owned</b>												
	Gov Struct	0.0	0.0	0.0	0.0	0.0	0.0	0.0	0.0	0.0	0.0	0.0
	Establish New Allocation for Subsistence Facility Operations and Maintenance Non-State Owned	0.0	0.0	0.0	0.0	0.0	0.0	0.0	0.0	0.0	0.0	0.0
* Allocation Difference *												
** Appropriation Difference **												
*** Agency Difference ***												
***** All Agencies Difference *****												




## Column Definitions



**AdjBase (FY26 Adjusted Base)** - FY25 Management Plan less One-Time Items (OTIs), plus FY26 Position Adjustments (PosAdj), Transfers In/Out of allocations (TrIns and TrOuts), Line Item Transfers (LITs), Temporary Increments (IncTs) initiated in prior years, adjustments to formula programs in language, and additions for statewide items such as Salary Adjustments (SalAdj). The Adjusted Base is the base to which the Governor's and the legislature's Increments (Incs), Decrements (Decs), and Fund Changes (FndChg) are added.

**Gov (FY26 Gov (12/12))** - Includes FY26 Adjusted Base plus the Governor's operating budget requests submitted on December 12, 2024.



THE STATE  
of **ALASKA**  
GOVERNOR MIKE DUNLEAVY

Department of Fish and Game  
**Attachment 7**  
OFFICE OF THE COMMISSIONER  
Headquarters Office

1255 West 8<sup>th</sup> Street  
P.O. Box 115526  
Juneau, Alaska 99811-5526  
Main: 907.465.6136  
Fax: 907.465.2332

December 20, 2024

The Honorable DeLena Johnson  
House Finance Committee, Co-Chair  
Alaska State Legislature  
600 E Railroad Ave  
Wasilla, AK 99654

The Honorable Bryce Edgmon  
House Finance Committee, Co-Chair  
Alaska State Legislature  
1500 W Benson Blvd  
Anchorage, AK 99503

The Honorable Neal Foster  
House Finance Committee, Co-Chair  
Alaska State Legislature  
103 E Front St  
Nome, AK 99762

Dear Co-Chairs Johnson, Edgmon, and Foster:

Please find below and attached the Alaska Department of Fish and Game's (ADF&G) response to legislative intent language from House Bill 268.

**Wildlife Conservation / Wildlife Conservation**  
Operating/Capital Budget (CCS HB 268 (Corrected))

*It is the intent of the legislature that the agency shall provide a report detailing the activities of the Marine Mammals Protection Program and the Threatened and Endangered Species Program to the Co-chairs of Finance and Legislative Finance Division by December 20, 2024.*

Thank you for the opportunity to provide a report on the activities of the Division of Wildlife Conservation's (division) Marine Mammals Protection Program (MMP) and the Threatened, Endangered, and Diversity (TED) Program.

The State of Alaska continues to combat federal overreach on species managed by federal agencies under the Endangered Species Act (ESA) and the Marine Mammal Protection Act (MMPA). Federal actions taken under these laws affect the State's authority to manage and develop its natural resources. The funding provided by the Legislature for marine mammal and threatened and endangered species has been used by the ADF&G to help mitigate the increased impact of federal overreach while still ensuring appropriate conservation of those species.

In FY2024 and FY2025, the Legislature approved the request from the ADF&G for \$1.3 million in unrestricted general funds (UGF) to maintain endangered species and marine mammal programs. This UGF fully substantiates the division's MMP and TED programs, which form the

foundation for the State's response to federal actions under the ESA and MMPA. The ADF&G programs conduct research on listed species and species of concern to inform the ESA listing decisions. Program staff also coordinate with the Department of Law to develop the State's formal response and challenges to federal ESA proposals and decisions. To the extent possible, these programs take a proactive approach to the ESA issues by striving to keep common species common and recover depleted populations prior to the ESA listings through scientifically rigorous research and implementing effective population management strategies. The State's strongest tool to ensure federal agencies reach appropriate ESA decisions is the scientific information generated by these programs.

The MMP and TED programs cannot use the Fish and Game Fund<sup>1</sup> (FGF) and have required in-kind and external match from partners to continue the programs' work in previous years. The UGF provides a consistent match funding source that has increased the levels of service and allowed both programs to commit to and expand existing projects. This is reflected in the extensive list of projects in Attachment 1. These programs primarily leverage the funding provided as federal match dollars that are used to address management of numerous species.

In FY2024, these funds supported an increased level of service and aligned objectives within our grants. The funds were also used to address increased overhead costs such as increased lease prices, administrative support, and inter-departmental charges. The FGF cannot be used to pay for these costs to the MMP and TED programs.

Attachment 1 is a list of marine mammal and ESA relevant projects from FY2024, many of which are still ongoing. Below are highlights of accomplishments of the program as well as recent funding commitments and the work funded by the FY2024 increment.

#### Specific Accomplishments in FY2024:

- Successfully avoided an ESA listing of wolves in Southeast Alaska
- Completed an analysis of prey data to assess federal agency presumptions of fisheries impacts on Cook Inlet belugas
- Worked closely with the Department of Law to successfully overturn an overly expansive critical habit designation for ringed and bearded seals
- Worked to minimize the possibility of unnecessary threatened or endangered listings for Pacific walrus, northern bog lemming, little brown bat, and three species of bumblebees by providing expertise to inform population assessments for these species
- Provided analyses and comments to limit a proposed critical habitat expansion for North Pacific right whales
- Worked with the Alaska Eskimo Whaling Commission to track movements and feeding areas of endangered bowhead whales
- Continued work to improve federal analyses of the impacts of oil and gas activities on polar bears that were exaggerating those impacts and needlessly constraining industry activities

---

<sup>1</sup> AS 16.05.130(d) Revenue from the sale of general hunting, trapping, and fishing licenses and tags together with the federal matching funds from Pittman-Robertson, Dingell-Johnson/Wallop Breaux programs shall be allocated by the department to programs intended to directly benefit license purchasers of general hunting, trapping, and fishing licenses...

- Collected abundance, distribution, and genetic data on Southeast Alaska harbor porpoise in an effort to avoid federal agencies placing unnecessary restrictions on the Southeast gillnet fishery
- Provided match required to obtain federal funding for three projects on ESA listed species: Cook Inlet belugas, ringed seals, and Steller sea lions
- Conducted Steller sea lion disease and diet analyses
- Conducted research and implemented management strategies for species of conservation concern to avoid future ESA listings
- Initiated a revision of the Alaska State Wildlife Action Plan to remain eligible for federal State Wildlife Grant (SWG) funding and facilitated the prioritization of research and management projects for species of conservation concern
- Prepared numerous State of Alaska ESA comment letters regarding species being considered and reviewed for listing, critical habitat designations, and other regulatory matters
- Provided expertise on the ESA issues to other divisions within ADF&G (e.g., the department's response to the petition to list Gulf of Alaska Chinook salmon under the ESA)

FY2025 Projects and Plans for Future Years:

- Finalize the Alaska State Wildlife Action Plan 2025 Revision to remain eligible for SWG funding and facilitate prioritization of research and management for species that could be petitioned for future ESA listing
- Research on species that are on the U.S. Fish and Wildlife Service workplan for ESA listing in future years (e.g., multiple bat species, grey-headed chickadee) and provide data to inform listing decisions
- Address new ESA listing efforts (e.g., large marble butterfly, glacier buttercup)
- Publish assessment of flaws with federal analyses of impacts of oil and gas activities on North Slope polar bears
- Continue to:
  - Prepare ESA responses for the State and provide expertise to other departments and ADF&G divisions, including for the ongoing listing review of Gulf of Alaska Chinook salmon and the proposed threatened listing of sunflower sea stars
  - Support the division's work to reintroduce wood bison, including ensuring the state maintains primary authority to manage wood bison in Alaska
  - Implement research and management projects for species of conservation concern (e.g. shorebirds, boreal songbirds) to avoid further declines and ESA listings
  - Monitor and address new and ongoing ESA issues
  - Collect population status monitoring data on ringed seals (ESA listed), bearded seals (ESA listed), spotted seals, and ribbon seals
  - Track movements and feeding areas of bowhead whales in collaboration with the North Slope Borough and Alaska Eskimo Whaling Commission
  - Collect data on Southeast harbor porpoise
  - Collect population data on other ESA listed species: Cook Inlet belugas, ringed seals, and Steller sea lions



**Subsistence Research & Monitoring / State Subsistence Research**  
Operating/Capital Budget (CCS HB 268 (Corrected))

*It is the intent of the legislature that the agency shall restore Subsistence as a division, and that the agency submit a report to the Co-chairs of Finance and the Legislative Finance Division on the status of these efforts by December 20, 2024.*

The ADF&G has restored the Subsistence Research Section established under AS 16.05.094 as a division and are seeking a director to lead the division per the duties described in AS 16.05.094. To date, the ADF&G has been unsuccessful in finding a candidate, but efforts continue. Currently, the Division Operations Manager is fulfilling the oversight responsibilities under the direction of the Commissioner for the Division of Subsistence.

I hope you find this report to be informative. Please do not hesitate to contact me if you have further questions.

Respectfully,



Doug Vincent-Lang  
Commissioner

Attachment

cc: Alexei Painter, Director, Legislative Finance Division  
Jordan Shilling, Legislative Director, Office of the Governor  
Lacey Sanders, Director, Office of Management and Budget

**Department of Fish and Game  
FY25 Midyear Status Report**

Item No.	Appropriation / Allocation	Description	Amount / Fund Source	LFD Questions
1	Various	Increased Cost of Services Due to Inflation	\$800.0 Gen Fund (UGF) Inc	<p>Has added funding for inflation proven sufficient to address the increase costs of services and travel? If not, in which areas (regional, programmatic, or items of expenditure) has the funding fallen short and why?</p> <p>What was the impact of not having supplemental funding for inflation in FY24?</p>
<p><b>Agency Response</b></p> <p>This is dependent on the specific division and section. For the Division of Commercial Fisheries, the division received an unallocated decrement of \$716.5 in the FY25 budget, which significantly impacted their budget and ability to meet inflationary and program costs. This resulted in elimination of some projects and reduction of other projects. This said, the division was able to maintain most existing operations.</p> <p>For the Division of Sport Fish Anchorage and Fairbanks Hatcheries, the \$350.0 is sufficient funding for utility increases so far in FY25.</p> <p>For the Board Support Section, the \$15.0 was sufficient to offset the rising costs associated with travel related to regularly scheduled board meetings.</p> <p>We are currently reviewing our mid-year budgets for the upcoming supplemental request deadline. To date, given the \$800 K provided and that supplemental funding has been provided to cover pay increases, ADF&amp;G has not experienced a significant impact of not having supplemental funding for inflation but seen an impact related to the decrement that the Division of Commercial Fisheries received.</p>				
2	Commercial Fisheries / Various	Add Administrative Support in the Commercial Fisheries Division	\$175.0 Gen Fund (UGF) 2 PFT Positions Inc	<p>The agency added an Administrative Assistant 1 in the Southeast Region and an Accounting Technician 1 in the Arctic Yukon Kuskokwim Region (in addition to reclassifying an Accounting Technician 2 to a 3).</p> <p>Were these positions filled as planned, and if so when? How has this allowed the agency to shift the workload of related positions?</p>
<p><b>Agency Response</b></p> <p>The Division of Commercial Fisheries is finalizing the position descriptions. Once the position descriptions have been approved, the division will begin recruiting for the new positions. The reclass of the existing position has been submitted and is awaiting approval. The process of establishing and filling the new positions has been delayed by increases in existing staff workloads and loss of some existing staff.</p>				

**Department of Fish and Game  
FY25 Midyear Status Report**

Item No.	Appropriation / Allocation	Description	Amount / Fund Source	LFD Questions
3	Commercial Fisheries / Various	Add Authority to Contract with Non-State Entities to Fund Agency Surveys and Projects that Would Not Otherwise Occur	\$400.0 Stat Desig (Other) Inc	<p>Please describe the projects funded by this SDPR authority and provide an update on the activities and research involved for each project. Feel free to attach summaries with this as well.</p> <p>Pacific Salmon Commission Northern Fund projects: \$200.0 Red king crab surveys supported by the North Pacific Research Board: \$100.0 Kelp genetics project/Southeast Conference: \$100.0</p>
<p><b>Agency Response</b></p> <p>The listed projects were existing projects that needed additional authority to maintain operations. Please see the attached summary of the listed projects.</p> <p><b>Please see Attachment 1</b></p>				
4	Commercial Fisheries / Central Region Fisheries Management	Coho Salmon Genetic Testing of Upper Cook Inlet Commercial Harvest (FY25-FY30)	\$300.0 Gen Fund (UGF) IncT	<p>Was the agency able to expand coho genetic testing in the Upper Cook Inlet with this funding at the end of the 2024 season, or will that begin in 2025? How will this information build from testing funded by the Matanuska-Susitna Borough between 2012 and 2015?</p> <p>How will this additional information be used?</p>
<p><b>Agency Response</b></p> <p>This new study will provide stock specific harvest estimates for coho salmon taken in the UCI drift gillnet and set gillnet commercial fisheries; however, ADF&amp;G has not yet determined the full scope. FY2025 funding is being used for project planning, which will be completed this fiscal year. Project operations are in the process of being established. Additionally, sampling locations, frequencies, and priorities must still be determined as well as the development of an operational plan with study objectives.</p> <p>Operations are expected to start in calendar year 2025 and proceed annually in subsequent years contingent on continued funding. Seasonal operational periods are tentatively mid-July through the end of August. Results of the project will likely be summarized post season after analysis and review are completed.</p>				

**Department of Fish and Game  
FY25 Midyear Status Report**

Item No.	Appropriation / Allocation	Description	Amount / Fund Source	LFD Questions
5	Commercial Fisheries / Central Region Fisheries Management	Add Three Seasonal Fish and Wildlife Tech Positions to Support the Chelatna Lake Weir	\$85.0 Gen Fund (UGF) 3 PPT Positions Inc	What is the status of the Chelatna Lake Weir - was it operated in 2024, and if so, for how long? Was the agency able to fill the three seasonal positions, or will this work begin in 2025?
<p><b>Agency Response</b></p> <p>Seasonal preparations typically begin in March and April with hiring staff and procurement of equipment. With the timing of the new fiscal year starting each July, new or reinstated seasonal projects typically cannot get up and running the same summer in which funding is first provided. Because of this, the Chelatna Weir was not operated in 2024. The \$85.0 UGF for three seasonal positions and the \$45.0 UGF in startup costs will be utilized in preparing for and during the beginning of the field season next year but before the start of the next fiscal year on July 1, 2025.</p> <p>It is important to note that the Division of Commercial Fisheries has requested an increment in FY2026 to replace \$716.5 in funding that was cut from the FY2025 budget. If the division does not receive this funding back to its base budget, it will not be able to operate the Chelatna or Judd Lake weirs, among other projects, during the 2025 season.</p>				
6	Commercial Fisheries / Westward Region Fisheries Management	GA 3/13 Restore Test Fishery Receipt Authority	\$1,000.0 Test Fish (DGF) Inc	Was the agency able to engage in these test fisheries as anticipated, and how did any resulting revenue compare to the current level of receipt authority? If receipts fall short, will the agency need supplemental funding to maintain service levels in the Westward Region?
<p><b>Agency Response</b></p> <p>In FY2025, the region was able to engage in test fishery operations and meet the full amount of test fishery authority. The budget for Bering Sea Aleutian Island crab programs is primarily composed of three parts: Test Fishery Receipts, a Crab Rationalization reimbursement grant, and a federal research grant. All three funding sources are important to maintain the programs. The reimbursement grant funding has decreased substantially because of the reduction in collected taxes. To accommodate reductions in the Crab Rationalization reimbursement grant, the Division of Commercial Fisheries is utilizing the Test Fishery Receipts. This grant can be a difficult funding mechanism as the amount received is uncertain and comes in late in the year. The fisheries are rebounding, but the reduction in grant funding is anticipated to continue over the next couple of years.</p>				

**Department of Fish and Game  
FY25 Midyear Status Report**

Item No.	Appropriation / Allocation	Description	Amount / Fund Source	LFD Questions
7	Commercial Fisheries / Statewide Fisheries Management	Alleviate Shortfall in Commercial Crew Member License Receipts	Total: (\$716.5) \$783.5 Gen Fund (UGF) (\$1,500.0) GF/Prgm (DGF) Dec	How did this net reduction affect agency operations and management? Please provide an update listing any projects or assessments that did not occur in 2024 and are not planned for 2025 as the result of this decrement.
<p><b>Agency Response</b></p> <p>A fund swap from Southeast region allowed for \$66.2 to be reallocated to cover some of this reduction. In the Central region, the Prince William Sound trawl survey for Tanner crab abundance will not occur in 2025; the Togiak Herring assessment will not be conducted in 2025 resulting in lower guideline harvest level; and the Judd and Chelatna Lake weirs assessing Upper Cook Inlet/Susitna sockeye salmon stock status were not operated in 2024 and will not operate in 2025 if the division does not receive the requested FY26 increment to restore \$716.5 in funding to the divisions base budget.</p> <p>In the AYK region, the Kotzebue Area Kobuk River Test Fish program has been discontinued starting in the 2024 season; the Yukon River Test fishery program was significantly scaled back in the 2024 fall season, which will continue for both summer and fall season test fish operations starting the 2025 season; and either the Bethel Test Fishery program or the Yukon Sonar extension program will be discontinued starting the 2025 season as well.</p> <p>In the Westward region, an administrative assistant position was left vacant that resulted in delays in travel approvals and reimbursements. The position is also responsible for responding to calls from the public, resulting in a decrease in this service as well. The Sandy River weir is an important monitoring project, but without funding for FY25 it will not operate.</p>				
8	Commercial Fisheries / Commercial Fisheries Entry Commission	Sec 38(a), HB268 Contract Services for Tech Upgrade for In-House Applications (FY2025-FY2027)	\$450.0 CFEC Rcpts (DGF) MultiYr	What is the status of the technology upgrades at the Commercial Fisheries Entry Commission? Will additional funding or time be necessary to complete those projects? Does the agency anticipate that the work will be completed by the end of FY27?

**Department of Fish and Game  
FY25 Midyear Status Report**

Item No.	Appropriation / Allocation	Description	Amount / Fund Source	LFD Questions
8	<p><b>Agency Response</b></p> <p>CFEC's IT modernization project is moving quickly with a combination of in-house staff and contractual services. The main IT systems are fast-tracked to turnover by the end of FY25. This includes the in-house licensing and online permit renewal systems. CFEC is prioritizing the turnover of these key systems because the current legacy hardware is very old and must be replaced, and that can only be done by migrating to a new system. Following FY25, CFEC will continue to replace its other IT services, including its research platform and code used to generate reports, web services, and the commission's adjudications decision database. We remain in touch with OIT's Security Office and are working quickly to fortify our systems. We anticipate completion before the end of FY27 and, at this juncture, do not project a need for additional resources.</p>			
9	Various	Fish and Game Fund	n/a	What is the status of the Fish and Game Fund? Could you please attach an update on those balances (for all segments of the Fund)?
<p><b>Agency Response</b></p> <p><b>Sport Fish – FY2025 Projected Revenue - \$21,352.0</b>  License Sales – \$19,200.0  Permit Sales – \$72.0  Boating and Angling Fees collected by DNR/Parks - \$600.0  Interest and Investment Income – \$1,100.0  Other Revenue - \$380.0  <b>Sport Fish – FY2024 Year-End Balance - \$18,324.2</b></p> <p><b>Wildlife – FY2025 Projected Revenue - \$19,382.8</b>  License Sales - \$14,293.6  Permit Sales - \$3,218.8  Interest and Investment Income - \$930.0  Other Revenue - \$940.4  <b>Wildlife – FY2024 Year-End Balance - \$26,519.7</b></p> <p><b>Commercial Fisheries – FY2025 Projected Revenue - \$137.4</b>  Civil Fines, Penalties, Forfeitures &amp; Judgements - \$107.6  Interest and Investment Income - \$29.8  <b>Commercial Fisheries – FY2024 Year-End Balance - \$1,145.0</b></p>				

**Department of Fish and Game  
FY25 Midyear Status Report**

Item No.	Appropriation / Allocation	Description	Amount / Fund Source	LFD Questions
10	Various	Recruitment and Retention	n/a	How is the agency faring with recruitment and retention for various job classes? Is State compensation for Fish and Game biologists and other specialists competitive with other employers, including the federal government and private industry? What percentage of your specialized staff is eligible for retirement or will be within the next five years?
<p><b>Agency Response</b></p> <p>ADF&amp;G continues to face challenges in recruiting skilled staff across various roles, from fish and wildlife technicians to analyst programmers to biometricians. Retention is more stable with expected vacancies and retirements. As inflationary pressures add to Alaska’s already high cost of living, housing shortages, particularly in rural Alaska, create barriers to filling permanent full-time and seasonal part-time positions, with significant difficulty in hiring seasonal employees due to housing. These challenges not only make it hard to fill critical positions but force existing staff to fill multiple roles and assume new and challenging responsibilities. Continued demands on staff could lead to increased burnout and exacerbate retention issues.</p>				
11	Various	Equipment Maintenance Funding	n/a	Does the agency currently have adequate funding to perform necessary equipment fleet maintenance on schedule? This question applies to vessels, aircraft, and any other specialized vehicles that are not covered in the State Equipment Fleet. What is the area of greatest need, and what additional maintenance would be performed if the agency had increased funding?

**Department of Fish and Game  
FY25 Midyear Status Report**

Item No.	Appropriation / Allocation	Description	Amount / Fund Source	LFD Questions
11	Agency Response	<p>The Division of Commercial Fisheries has six large research vessels and five aircraft to provide consistent research and assessment support. The R/V Kestrel was scheduled to receive dry dock services for routine maintenance during the current off-season. The Southeast region pulled from various funding sources to be able to cover \$600,000 for the dry dock. The lowest bid through the competitive bid process was over \$900,000. The division was not able to secure additional funding, and the dry dock was postponed. The maintenances schedule used to be every other year but that has been pushed to every three years. Extending this schedule could result in potential operational and safety issues as well as more expensive repairs.</p> <p>In addition, smaller pieces of equipment are rapidly aging, including trucks, ATVs, skiffs, outboards, etc. Additional funding would be prioritized on a regional level but would include maintenance of vessels and aircraft, followed by the replacement of smaller equipment needs. The Division of Commercial Fisheries requested an increment of \$450.0 UGF that will be used to address vessel and aircraft maintenance, repair and upgrades.</p> <p>Unlike the Division of Commercial Fisheries, the Division of Wildlife Conservation (DWC) is able to utilize Fish and Game Fund and Pittman Robertson funding to partially address maintenance needs. Additional funding would be utilized to fully fund maintenance costs and address 5-year, 10-year, and 15-year outlooks for maintenance of aircraft. DWC has requested an increment of \$217.0 to meet maintenance needs.</p>		



# Attachment 1

## NORTHERN ENDOWMENT FUND FY2025 ADF&G PROJECTS

### Taku River Salmon Stock Assessment

This project provides budgetary support for the Taku River adult Chinook, sockeye, and coho stock assessment and juvenile Chinook and coho coded-wire-tagging studies. Combined, these projects allow estimates of smolt abundance, marine survival, and exploitation rate along with annual preseason run forecasts and inseason estimates of inriver run and escapement in support of abundance-based management. Taku River Chinook, sockeye, and coho salmon populations are some of the largest in Southeast Alaska. The Taku River stock assessment program is a cooperative effort between ADF&G, Department of Fisheries and Oceans (Canada), and the Taku River Tlingit First Nation. The FY2025 budget is very cost-effective. Funding covers several stock assessment components, most of which are longstanding projects that have been vetted and are well-supported, as follows:

- Chinook and coho smolt tagging. This component began in 1991, and costs cover juvenile capture and tagging operations in the spring.
- Adult Chinook mark–recapture event 1 tagging. Work began in 1995, and costs cover adult Chinook capture and tagging operations using drift gillnets and fish wheels as part of a mark–recapture study to estimate escapement.
- Adult coho MR event 1 tagging. Work began in 1987 and cost cover adult coho capture and tagging using fish wheels as part of a MR study to estimate escapement.
- Adult Chinook MR event 2 recovery. Work began in the mid-1970s, and costs cover age, sex, length, and tag sampling on the spawning grounds.
- Chinook aerial surveys. Work began in the late-1960s, have been standardized since 1973, and costs cover surveying five index spawning grounds.
- This project directly supports Chapter 1 and Chapter 3 obligations of the Pacific Salmon Treaty. Stock assessment on the Taku is funded through the Northern Endowment Fund and the Pacific Salmon Treaty Base increment.

### Alsek River Chinook and Sockeye Salmon Stock Assessment – \$598,256

This project supports Chinook and sockeye stock assessment on the Alsek River. Mark–recapture studies to assess Alsek River inriver abundance and spawning escapement occurred from 1998 to 2004 for Chinook salmon and in 1983 and from 2000 to 2004 for sockeye salmon. There is a longstanding weir at the Klukshu River, a headwater tributary in the Yukon Territory, that has been used historically as a surrogate index of Chinook and sockeye salmon production in the Alsek drainage. However, the recent Pacific Salmon Commission annex directed the U.S. and Canada to better refine abundance-based management and to reimplement direct measures of drainage-wide inriver abundance through mark–recapture methodologies. Thus, beginning with the 2022 field season, and using funds provided by the Northern Endowment Fund, mark–recapture coupled with radiotelemetry studies were initiated. Tagging objectives were exceeded

from 2022 to 2024, and defensible abundance estimates for Chinook and sockeye were achieved. The FY2025 budget is very cost-effective. Funding covers several components as follows:

- Chinook and sockeye mark–recapture event 1 tagging. This includes costs to capture and tag salmon in the lower river. Scales, length, and tissue samples are also gathered as part of this effort.
- Chinook and sockeye radio telemetry. This includes costs of radio tags for use in 2025 and costs of aircraft charters to track radio tags below the U.S. border to estimate the distribution, stock composition and run timing of Chinook and sockeye salmon.
- This project directly supports Chapter 1 and Chapter 3 obligations of the Pacific Salmon Treaty. Stock assessment on the Alsek is covered entirely by the Northern Endowment Fund.

### **Stikine River Salmon Stock Assessment and Telemetry**

This project provides budgetary support for the Stikine River Chinook and coho salmon adult mark–recapture (MR) study, Chinook and coho juvenile coded-wire-tagging, and adult sockeye salmon studies. Combined, these projects allow estimates of smolt abundance, marine survival, and exploitation rate along with annual preseason run forecasts and inseason estimates of inriver run and escapement in support of abundance-based management. Stikine River Chinook, sockeye, and coho salmon populations are some of the largest in Southeast Alaska. The FY2025 budget is very cost-effective. Funding covers several stock assessment components, most of which are longstanding projects that have been vetted and are well-supported, as follows:

- Chinook and coho smolt tagging. This component began in 2000, and costs fund juvenile capture and tagging operations in the spring.
- Adult Chinook MR event 1 tagging. This is a longstanding effort that began in 1996, and costs cover the adult Chinook capture and tagging operations using drift gillnets operated just below the border at Kakwan Point as part of a MR study to estimate escapement.
- Adult sockeye assessment. Costs will fund year 3 of an effort to capture sockeye salmon using drift gillnets operated just below the border at Kakwan Point to allow scale and tissue sampling to determine stock compositions of immigrating sockeye for use in sockeye run reconstruction post season.
- Adult coho MR event 1 tagging. Includes costs to fund year 2 of an effort to capture and tag coho using drift gillnets operated just below the border at Kakwan Point as part of a MR study to estimate escapement.
- Chinook and coho telemetry. Includes the costs of radio tags and for flights to monitor tags. This would be year 2 of the radiotelemetry work and an ongoing effort to determine dropout rates on Chinook and coho for use in the adult mark–recapture studies.
- This project directly supports Chapter 1 and Chapter 3 obligations of the Pacific Salmon Treaty. Stock assessment on the Stikine is covered entirely by the Northern Endowment Fund.

## **Boundary Area Coho Salmon Escapement Monitoring**

This project provides budgetary support to maintain an escapement assessment program for coho salmon in the northern boundary area. The Hugh Smith Lake coho population has been the only long-term, continuously operated wild coho indicator stock project in the northern boundary area, with catch, escapement, smolt production, marine survival, and age composition estimates dating back to 1982. This would continue to fund operation of a weir to enumerate adult coho returning to Hugh Smith Lake and support helicopter surveys that broaden escapement assessment to 14 additional streams that have been surveyed annually since 1987.

The FY2025 budget is very cost-effective. Funding covers annual weir operations and aerial surveys and forms the core of ADF&G coho salmon research in southern Southeast Alaska. This project directly supports Chapter 2 of the Pacific Salmon Treaty, and the work is entirely funded by the Northern Endowment Fund.

## **Alaska Coho Salmon Genetic Baseline: Phase IV Sampling**

This project provides budgetary support for a multi-year effort to expand the current coho genetic baseline across Southeast Alaska. The current genetic baseline is substantial having many thousands of coho salmon from a gauntlet of populations across the region. However, a few notable gaps remained in the baseline which were addressed by this effort.

The FY2025 budget is very cost-effective. Funding covers the last year of field work to sample and gather tissues. This project supports Chapter 1 and Chapter 2 obligations of the Pacific Salmon Treaty, and the work is covered entirely by the Northern Endowment Fund.

## **Second-Generation Consequences of Sockeye Salmon Enhancement in Auke Creek, Alaska, Year 4 (UAF also received \$29,638)**

This project provides budgetary support to Gene Conservation Laboratory costs associated with genotyping Auke Creek sockeye salmon tissue samples and calculating relative reproductive success. The overarching goal of this project is to measure the effects of sockeye salmon enhancement on reproductive success in the second generation, when hatchery-origin individuals return to spawn naturally with wild-born individuals.

The FY2025 budget is very cost-effective. Funding covers the final stages of a multi-year effort that will provide critical information on the effects of hatchery-origin fish spawning in the wild. The results of this project have been sought for decades to help drive policy regarding sockeye enhancement on wild stocks in Southeast Alaska and in Canada. This project supports the Pacific Salmon Treaty in principle and the work is covered entirely by the Northern Endowment Fund.

## **RED KING CRAB SURVEYS SUPPORTED BY THE NORTH PACIFIC RESEARCH BOARD**

### **The Bristol Bay Red King Crab Movement**

This project is being led by the National Oceanic and Atmospheric Administration (NOAA), Kodiak. The project is assessing seasonal movement of mature female red king crabs using archival pop-up satellite tags. During the NOAA eastern Bering Sea (EBS) summer trawl survey, 127 tags were deployed, and these tags are scheduled to pop to the surface and transmit location data in the winter/spring 2025. Approximately, \$25,000 was included in FY2025 to cover one month salary and sea-pay for an ADF&G Fisheries Biologist 2 to participate in the 2024 NOAA EBS survey (to assist with tag deployment) and to assist with tag data post-processing.

### **The Bristol Bay Red King Crab Larval Settlement Potential**

This project is being led by ADF&G, Division of Commercial Fisheries, Kodiak, that is assessing Bristol Bay red king crab larval supply (artificial collectors) and post-larval settlement habitat (Camera Sled) throughout Bristol Bay to better understand causes of the ongoing low recruitment levels. In FY2025, \$74,000 was included to cover salary for Fisheries Biologist 2 and 3 to conduct this research including at-sea charters in the summer of 2024, image analysis, sample processing etc. Two charters occurred in 2024. The first in April/May which deployed larval collectors and recorded high resolution images of habitat throughout Bristol Bay using the ADF&G "Camera Sled". The other charter took place in August of 2024 to retrieve the larval collectors. Habitat image analysis is currently underway, and plans are in place to repeat this research in 2025.

## **KELP GENETICS PROJECT SUPPORTED BY SOUTHEAST CONFERENCE**

Progress has been made by the ADF&G Gene Conservation Laboratory (GCL) on two of the project components. Opportunistic kelp tissue sample collection through the ADF&G permitting process and collaboration with local kelp farmers is in progress and has contributed greatly to the state's tissue archives for multiple kelp species. DNA extraction and purification methods were optimized to utilize non-toxic semi-high throughput protocols relative to published methods and yield substantial improvements in DNA quantity and quality relative to initial testing. Optimized methods were used to extract DNA from samples of archived tissue from approximately 200 individuals from each of three kelp species. A subset of the best of these DNA extracts from each species will be used in January 2025 to generate whole genome sequencing data for analysis of broad-scale neutral and adaptive wild population genomic structure and development of species-specific high-throughput genetic marker panels for evaluation finer-scale structure and on-farm

genetic diversity. Finally, needs evaluation and scoping of high-performance computing cluster (HPC) options for the genomic analytical work, finalization of HPC design with a chosen state-approved vendor, hardware procurement, and initial hardware and network installation has been completed.