



Department of Environmental Conservation

House Finance Committee

Larry Hartig
Commissioner

Tom Cherian
Administrative Services Director

January 25, 2018



DEC's Mission

Protect Human Health and the Environment

It is the policy of the state to conserve, improve, and protect its natural resources and environment and control water, land, and air pollution, in order to enhance the health, safety, and welfare of the people of the state and their overall economic and social well-being.

It is the policy of the state to improve and coordinate the environmental plans, functions, powers, and programs of the state, in cooperation with the federal government, regions, local governments, other public and private organizations, and concerned individuals, and to develop and manage the basic resources of water, land, and air to the end that the state may fulfill its responsibility as trustee of the environment for the present and future generations.

The Department shall:

- Coordinate and Develop policies, programs, and planning related to the environment
- Adopt and enforce regulations for the prevention and abatement of all potential sources of environmental pollution
- Promote and develop programs for the protection and control of the environment
- Prevent and control public health nuisances
- Set standards of cleanliness and sanitation for establishments in which a lack of sanitation may create a condition that causes disease
- Regulate food offered to the public or sold, including inspection of food products, food handling sanitation standards, labeling, and training
- Regulate the control and eradication of pests
- Enforce hazard analysis critical control point programs for seafood processing
- Set standards of sanitation for dairies offering or selling milk to the public
- Set standards and conditions of aquatic farms and related hatcheries
- Issue orders or permits relating to animals or animal products in order to prevent the spread of pests or contagious or infectious disease, or to promote the safe or sanitary conditions for the animals or animal products
- Designate points of entry of the admission of animals or animal products into the state

AS 46.03.010, AS 44.46.020, AS 17.20.005, AS 03.05.011



Sources

- **Mission:** <http://dec.alaska.gov/commish/index.htm>
- **Statutory Authority:**
<http://dec.alaska.gov/commish/regulations/statutes.htm>
- **Performance Measures:**
<https://www.omb.alaska.gov/html/performance/program-indicators.html?p=37>

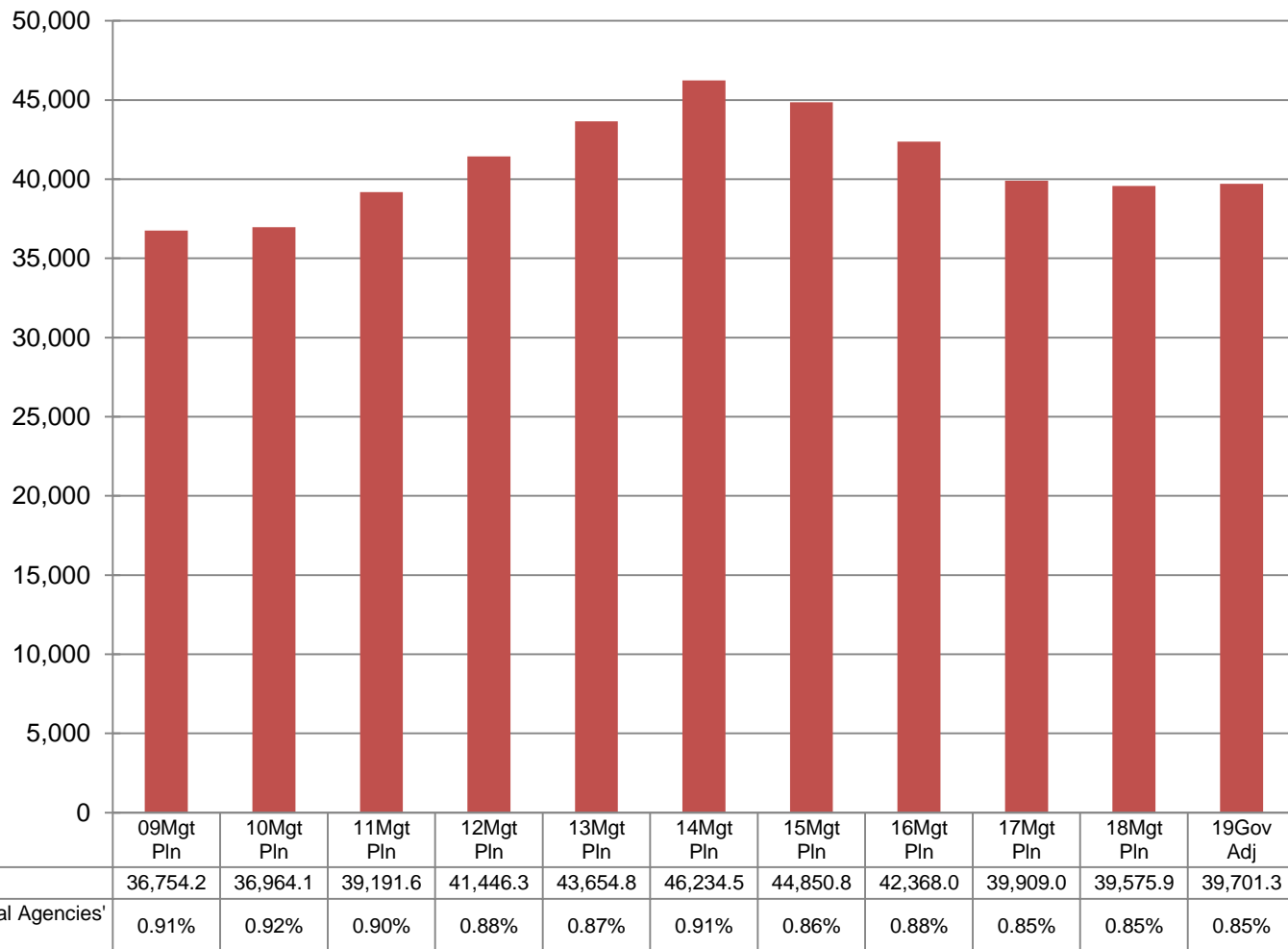


Department of Environmental Conservation Share of Total Agency Operations (GF Only) (\$ Thousands)

The department's GF budget grew by about \$2.9 million (8%) between FY09 and FY19 Gov - an average annual growth rate for that period of 0.8%.

UGF declined by \$2.2 million (13%), but DGF increased by \$5.2 million (27%).

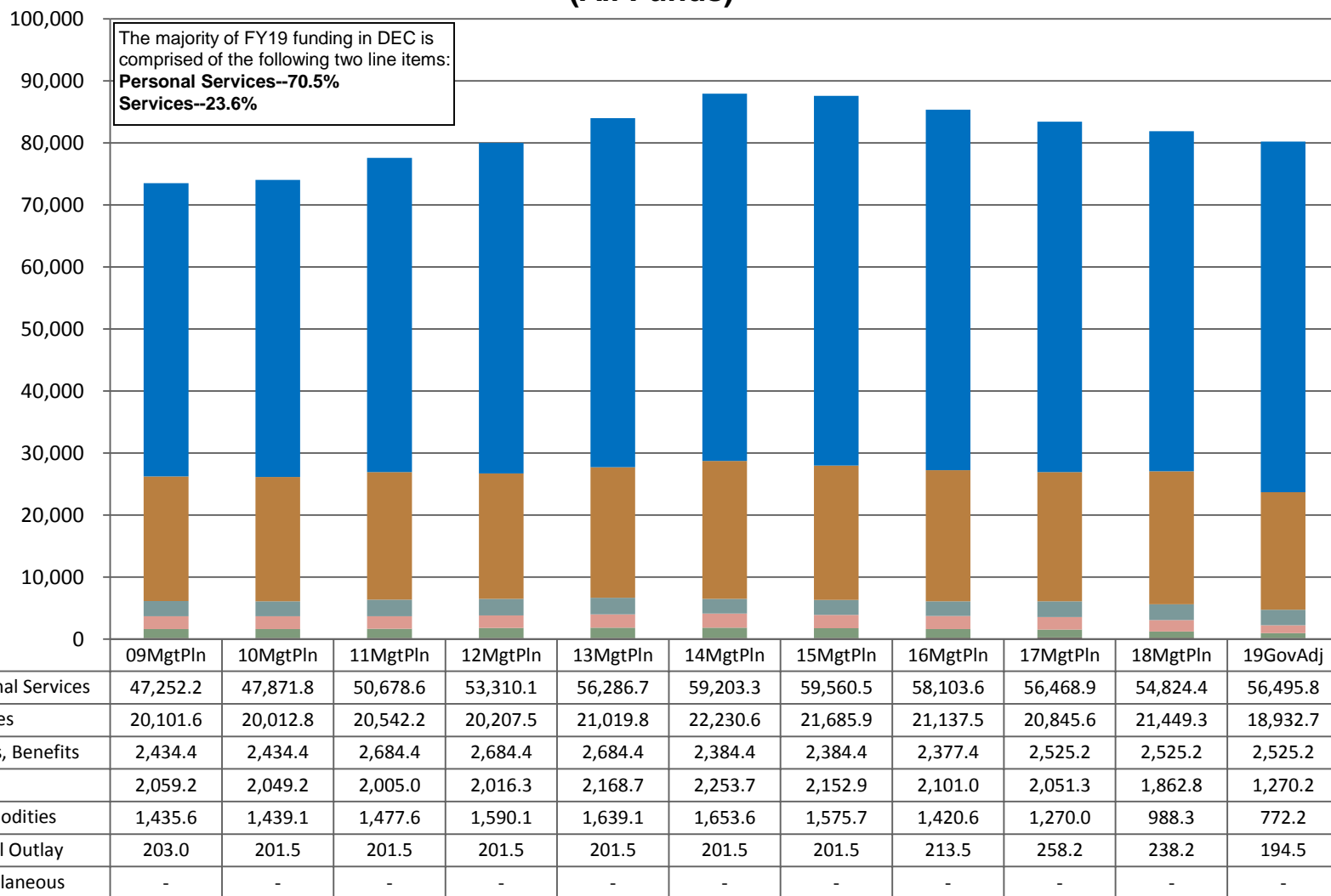
The department's total FY19 GF budget equals \$119 per resident worker.*



* According to the Department of Labor and Workforce Development, there were 332,583 resident workers in Alaska in 2015.



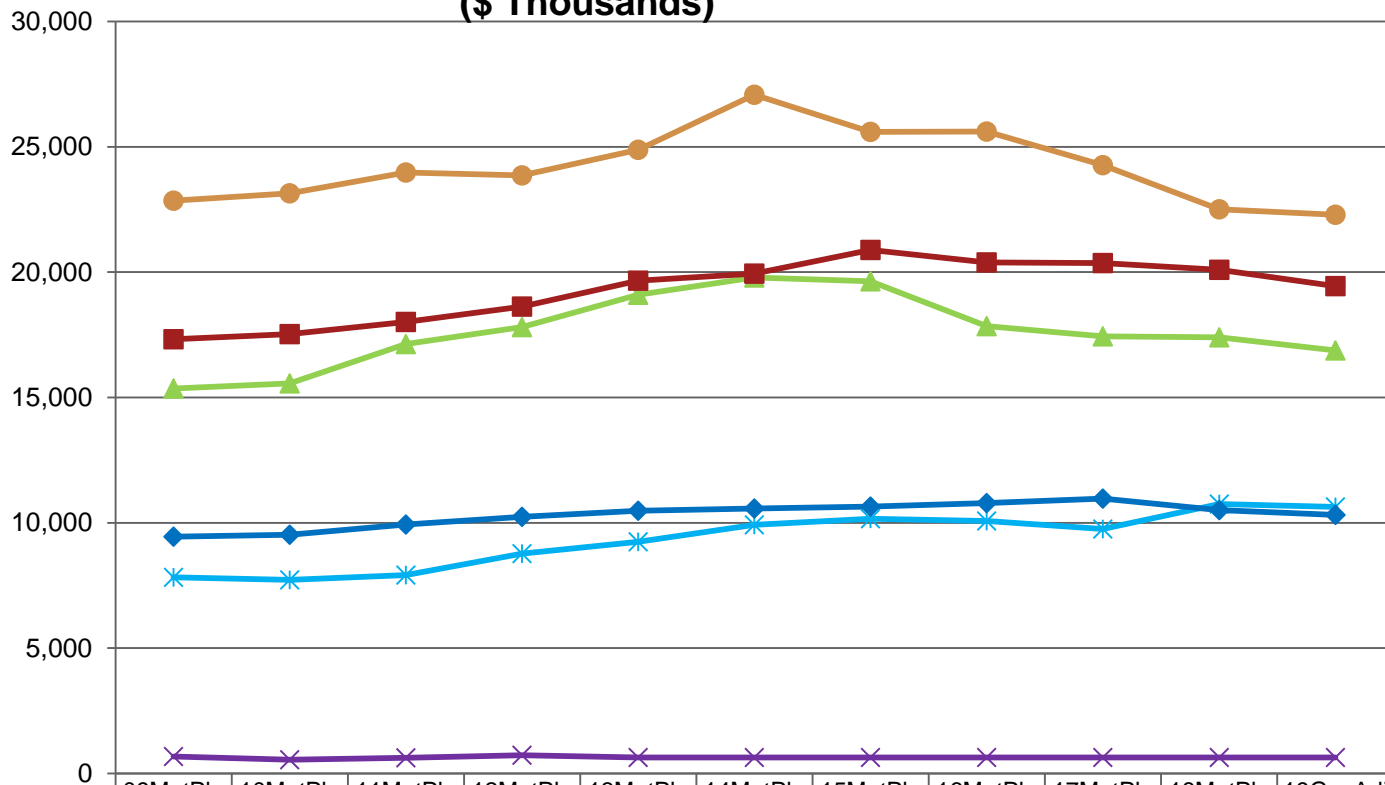
Department of Environmental Conservation Line Items (All Funds)





Appropriations within the Department of Environmental Conservation (All Funds) (\$ Thousands)

NOTE: In FY15, Air Quality became a new appropriation rather than an allocation within Environmental Health.



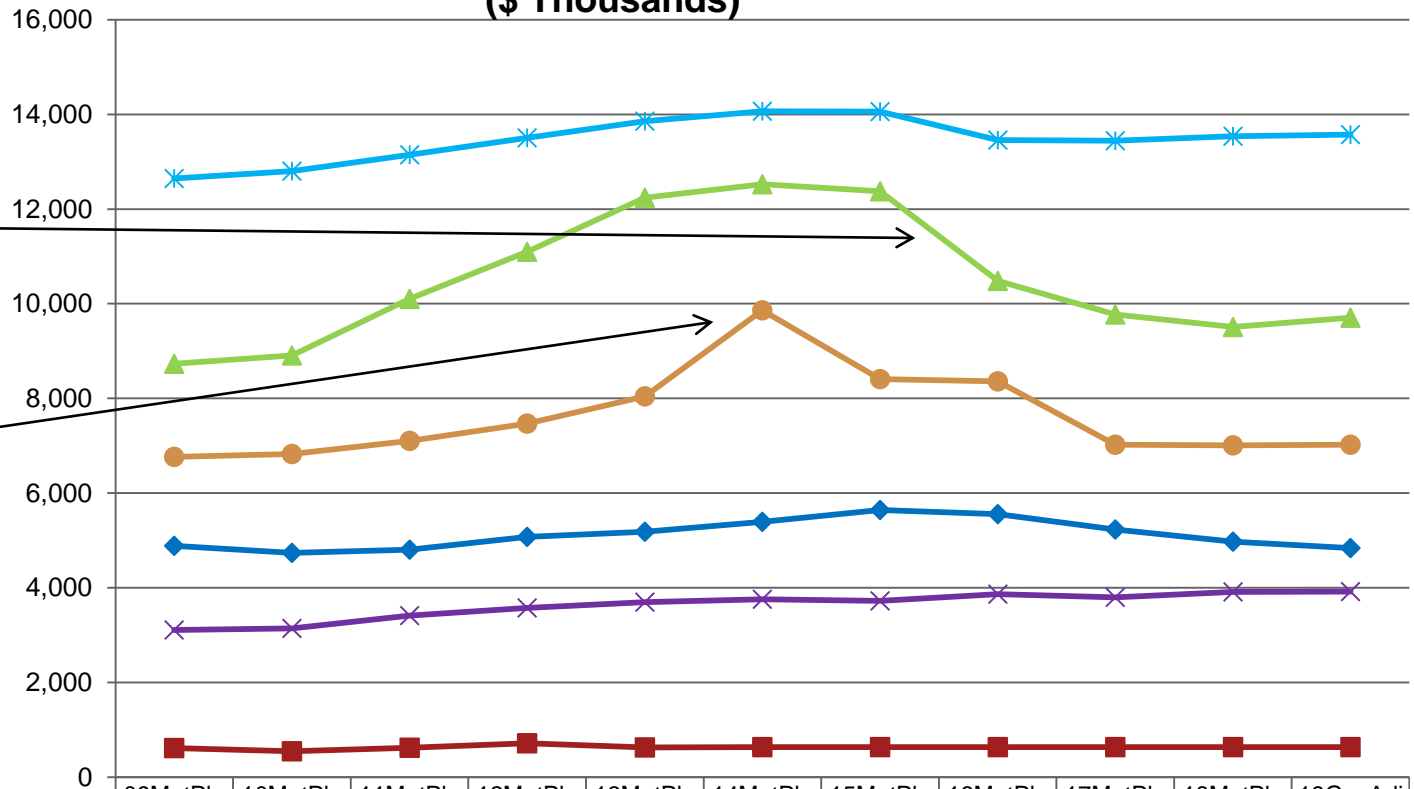
	09MgtPln	10MgtPln	11MgtPln	12MgtPln	13MgtPln	14MgtPln	15MgtPln	16MgtPln	17MgtPln	18MgtPln	19GovAdj
Administration	7,828.6	7,715.3	7,915.0	8,762.7	9,240.6	9,918.4	10,163.8	10,076.8	9,751.7	10,747.6	10,627.3
DEC Bldgs Maint & Operations	674.5	546.3	620.4	718.1	632.6	635.5	636.5	636.5	635.2	636.8	636.8
Environmental Health	15,360.0	15,558.2	17,135.5	17,812.1	19,104.6	19,790.1	19,630.3	17,850.1	17,438.6	17,400.2	16,875.3
Air Quality	9,446.1	9,521.7	9,926.8	10,230.7	10,483.5	10,568.3	10,639.2	10,789.9	10,961.6	10,510.7	10,315.2
Spill Prevention and Response	17,329.4	17,523.7	18,018.4	18,629.2	19,659.4	19,939.7	20,886.3	20,386.1	20,360.7	20,090.2	19,445.2
Water	22,847.4	23,143.6	23,973.2	23,857.1	24,879.5	27,075.1	25,604.8	25,614.2	24,271.4	22,502.7	22,290.8



Appropriations within the Department of Environmental Conservation (General Funds) (\$ Thousands)

Environmental Health:
FY16-17: Reductions to Food Safety and Sanitation (\$1.1 million)
FY16: Reduction to Drinking Water (\$507.3)

Water:
FY14 increment to take primacy for dredge and fill activities, eliminated in FY15 (\$1.4 million)



	09MgtPln	10MgtPln	11MgtPln	12MgtPln	13MgtPln	14MgtPln	15MgtPln	16MgtPln	17MgtPln	18MgtPln	19GovAdj
Administration	4,884.4	4,738.6	4,804.6	5,075.9	5,181.8	5,395.0	5,642.0	5,558.2	5,231.3	4,973.4	4,842.5
DEC Bldgs Maint & Operations	618.8	545.6	620.4	718.1	632.6	635.5	636.5	636.5	635.2	636.8	636.8
Environmental Health	8,734.3	8,910.3	10,104.8	11,095.3	12,240.7	12,521.6	12,378.3	10,484.1	9,776.2	9,508.0	9,705.8
Air Quality	3,109.1	3,141.1	3,414.8	3,577.8	3,701.3	3,756.2	3,727.7	3,869.8	3,801.1	3,912.8	3,922.1
Spill Prevention and Response	12,644.1	12,798.9	13,145.0	13,507.1	13,858.1	14,063.1	14,056.4	13,459.8	13,444.1	13,537.4	13,572.2
Water	6,763.5	6,829.6	7,102.0	7,472.1	8,040.3	9,863.1	8,409.9	8,359.6	7,021.1	7,007.5	7,021.9



Division of Administration

Allocation and/or Program	Funding (in thousands)	# of PCNs Budgeted/ Filled	# of Alaskans Served	% Cost Covered by Fees	Rating of Importance to Mission	Constitution Requirement	Federally Required	Required by Statute (include citation(s))
Entire Division	\$10,627.3; \$2,588.8 UGF, \$2,253.7 DGF, \$2,505.6 Fed, \$3,279.2 Other	54 PFT/ 48 PFT						
Office of the Commissioner Component	\$1,022.2; \$427.6 UGF, \$0.0 DGF, \$565.0 Fed, \$29.6 Other	6 PFT/ 5PFT	Not applicable, administrative support component	0%	Important	Yes	No	No
Administrative Services Component	\$6,326.5; \$192.8 UGF, \$1,822.9 DGF, \$1,328.2 Fed, \$2,982.6 Other	48 PFT/ 43 PFT	Not applicable, administrative support component	17%	Important	No	No	No
State Support Services Component	\$3,278.6; \$1,968.4 UGF, \$430.8 DGF, \$612.4 Fed, \$267.0 Other	0 PFT	Not applicable, administrative support component	8%	Important	No	No	No



Division of Environmental Health

Allocation and/or Program	Funding (in thousands)	# of PCNs Budgeted/ Filled	# of Alaskans Served	% Cost Covered by Fees	Rating of Importance to Mission	Constitution Requirement	Federally Required	Required by Statute (include citation(s))
Building Maintenance & Operations	\$636.8 UGF	2 PFT/ 2 PFT	Not applicable, state-owned building support RDU/component	0%	Important	No	No	Yes; AS 37.07.020(e)*
Entire Division**	\$16,875.3; \$5,776.6 UGF, \$4,929.2 DGF, \$6,333.6 Fed, \$835.9 Other	124 PFT/ 121 PFT						
Environmental Health Component	\$13,488.8; \$4241.2 UGF, \$3,818.9 DGF, \$5,400..7 Fed; \$28.0 Other	101 PFT/ 99 PFT						
- Shellfish	\$455.7; \$390.7 UGF, \$55.0 DGF	2.5 PFT	737,080 Alaskans served. There are 278 permitted shellfish harvesters and dealers and countless statewide consumers. Permit holders represent the producers of the Alaskan shellfish industry, who employ numerous individuals in SE Alaska and purchase gas and equipment from local retailers.	12%	Critical	No	Yes***	Yes; AS 17.20

* The Executive Budget Act requires a separate operating budget appropriation for facility operations, maintenance, and repairs

** Entire Division amounts do not include the Building Maintenance & Operations appropriation

***Required for interstate commerce and access to foreign markets



Division of Environmental Health

Allocation and/or Program	Funding (in thousands)	# of PCNs Budgeted/ Filled	# of Alaskans Served	% Cost Covered by Fees	Rating of Importance to Mission	Constitution Requirement	Federally Required	Required by Statute (include citation(s))
- Manufactured Food/Seafood Processors	\$1,787.3; \$367.3 UGF, \$500.0 DGF, \$930.0 FED	22.5 PFT	737,080 Alaskans served. There are 344 general food and 492 seafood manufacturers statewide. Food manufactured in Alaska enters the retail market and is consumed by residents. Permit holders also represent employers of Alaskan residents.	28%	Critical	No	Yes*	Yes; AS 17.20
- Public Facilities	\$244.5; \$227.6 UGF, \$16.9 Other	2 PFT	This activity serves all Alaskans that utilize or have contact with individuals that utilize public facilities, which include 108 permitted pools and spas and 89 permitted tattoo and body art facilities statewide.	0%	Critical	No	No	Yes; AS 18.35, AS 44.46.020
- Retail Food	\$2,193.9; \$265.3 UGF, \$1,794.9 DGF, \$133.7 FED	6.5 PFT	737,080 Alaskans served. There are 4,592 permitted retail facilities under the State's jurisdiction. These retail facilities include grocery stores and restaurants, as well as retail and food service facilities that are also associated with food processing operations.**	87%	Important	No	No	Yes; AS 17.20

* FDA relies on the states to perform this oversight

** The Municipality of Anchorage oversees retail and food service facilities located in the MOA. However, the State regulates all food processors, regardless of location, and some retail and food service facilities with food processing operations are located within the MOA.



Division of Environmental Health

Allocation and/or Program	Funding (in thousands)	# of PCNs Budgeted/ Filled	# of Alaskans Served	% Cost Covered by Fees	Rating of Importance to Mission	Constitution Requirement	Federally Required	Required by Statute (include citation(s))
- Drinking Water	\$5,937.7; \$1,939.0 UGF, \$230.0 DGF, \$3,768.7 FED	46.5 PFT	737,080 Alaskans served. There are 1,412 regulated public water systems statewide comprised of non-transient (residences, schools, hospitals) and transient (restaurants, hotels, campgrounds) systems.	4%	Critical	No	Yes	Yes; AS 46.03.020
- Solid Waste	\$1,807.4; \$1,051.3 UGF, \$405.0 DGF, \$340.0 FED, \$11.1 Other	13.5 PFT	737,080 Alaskans served. There are 265 permitted facilities statewide, and an additional 36 rural landfills working with the program to facilitate proper landfill best management practices.	22%	Critical	No	Yes	Yes; AS 46.03.020, AS 46.03.100
- Pesticides	\$1,062.3; \$834.0 DGF, \$228.3 FED	7.5 PFT	737,080 Alaskans served. There are 8,210 registered pesticides and a variety of active permits, including 12 that are focused on aquatic pest eradication.	79%	Critical	No	Yes	Yes; AS 46.03.020, AS 46.03.320, AS 46.03.330



Division of Environmental Health

Allocation and/or Program	Funding (in thousands)	# of PCNs Budgeted/ Filled	# of Alaskans Served	% Cost Covered by Fees	Rating of Importance to Mission	Constitution Requirement	Federally Required	Required by Statute (include citation(s))
Laboratory Services Component	\$3,386.5; \$1,535.4 UGF, \$110.3 DGF; \$932.9 Fed, \$807.9 Other	23 PFT /22 PFT						
- Shellfish and Food Safety Testing	\$1,291.8; \$584.6 UGF, \$25.0 DGF, \$242.9 FED \$439.3 Other	15.5 PFT	737,080 Alaskans served. All food for human consumption produced, harvested, and/or sold in Alaska is subject to testing in the event of a foodborne illness outbreak. The EH Lab also performs regulatory testing on food products manufactured, produced, and/or distributed under the authority of the DEC Food Safety & Sanitation program and the Office of the State Veterinarian.	34%	Critical	No	Yes*	Yes; AS 17.20
- Lab Certification	\$502.1; \$136.9 UGF, \$75.3 DGF, \$230.0 FED, \$59.9 Other	2 PFT	737,080 Alaskans served. This activity serves all Alaskan residents that drink water from a public water system (including "transient" water system, such as restaurants) and/or consume dairy products manufactured by an Alaskan dairy.	15%	Critical	No	Yes**	Yes; AS 46.03.020

* Required for interstate commerce and access to foreign markets

** Certification of drinking water laboratories is required to maintain primacy of the Safe Drinking Water Act



Division of Environmental Health

Allocation and/or Program	Funding (in thousands)	# of PCNs Budgeted/ Filled	# of Alaskans Served	% Cost Covered by Fees	Rating of Importance to Mission	Constitution Requirement	Federally Required	Required by Statute (include citation(s))
- Dairy Program	\$413.6 UGF	2 PFT	This activity serves all Alaskan residents who consume dairy products from the two Alaskan dairies which employ a total of six families. Both operations also sell or purchase feed to/from other Alaska farms.**	0%	Important	No	Yes*	Yes; AS 17.20.005
- Animal Health & Traceability	\$870.3; \$400.3 UGF, \$10.0 DGF, \$460.0 FED	1 PFT	737,080 Alaskans served. All domestic animals and livestock entering the state must be evaluated by a veterinarian and declared disease free. This protects all residents and wildlife populations from diseases.	1%	Critical	No	No	Yes; AS 03.05.011, AS 03.55.100
- Fish Tissue Testing	\$308.7 Other	2.5 PFT	737,080 Alaskans served. Alaskan seafood provides an essential food source high in protein and nutrients. Alaskans, especially those living in rural areas, eat considerably more wild fish than people in other parts of the U.S. The commercial seafood industry is Alaska's largest exporter, generating \$3.2 billion worth of exports and employing 9% of Alaskan workers in 2011.	100%	Beneficial	No	No	No

* Required for retail sales or sales to institutions that receive federal funding for meals (prisons, schools, military, etc.)

** One of the two dairies has been shut down since May, 2017, but is currently working with Laboratory Services staff and expects to restart operations in February



Division of Air Quality

Allocation and/or Program	Funding (in thousands)	# of PCNs Budgeted/ Filled	# of Alaskans Served	% Cost Covered by Fees	Rating of Importance to Mission	Constitution Requirement	Federally Required	Required by Statute (include citation(s))
Entire Division	\$10,315.2; \$1,707.4 UGF, \$2,214.7 DGF, \$2,172.4 Fed, \$4,220.7 Other	66 PFT /63 PFT	737,080 Alaskans served. The Division of Air Quality partners with both urban and rural communities throughout the state to monitor air quality, work with local governments to assess and clean the air, and responding to complaints or concerns. The Division's primary role is to reduce air pollution from both the private and public sector. The program has roughly 1,500 active permits with industry and a high volume of technical support and interaction with the public.	60%	Critical	No	Yes	Yes; AS 46.14.010, AS 46.14.020, AS 46.14.030



Division of Spill Prevention & Response

Allocation and/or Program	Funding (in thousands)	# of PCNs Budgeted/ Filled	# of Alaskans Served	% Cost Covered by Fees	Rating of Importance to Mission	Constitution Requirement	Federally Required	Required by Statute (include citation(s))
Division of Spill Prevention and Response	\$19,445.2; \$0.0 UGF, \$13,572.2 DGF, \$4,982.9 Fed, \$890.1 Other	136 PFT /130 PFT						
- Prevention, Preparedness, Response	\$8,650.8; \$7,755.4 DGF; \$48.1 Fed, \$847.3 Other	66 PFT	737,080 Alaskans served. PPR is responsible for regulating 695 active statewide facilities and non-tank vessels, all required to have proof of financial responsibility in the event of a release. There are currently 140 active contingency plans and 196 non-tank vessel plans. In FY2017 there were 2,038 new spills across the state and 2,019 spills were closed. Each spill has the potential to directly impact thousands of Alaskans.	5%	Critical	No	No	Yes; AS 46.08.030, AS 46.08.040
- Contaminated Sites	\$8,037.2; \$3,534.3 DGF, \$4,460.1 Fed, \$42.8 Other	52 PFT	737,080 Alaskans served. In FY2017 there were 2,282 active contaminated sites and 5,336 closed sites statewide. Each site has the potential to directly impact thousands of Alaskans.	0%	Critical	No	No	Yes; AS 46.08.030, AS 46.08.040
- Response Fund Administration	\$2,757.2; \$2,282.5 DGF, \$474.7 Fed	18 PFT	Not applicable, administrative support program	0%	Important	No	No	Yes; AS 46.08.070, AS 46.08.040 (a)(2)(B)(i)



Division of Water

Allocation and/or Program	Funding (in thousands)	# of PCNs Budgeted/ Filled	# of Alaskans Served	% Cost Covered by Fees	Rating of Importance to Mission	Constitution Requirement	Federally Required	Required by Statute (include citation(s))
Entire Division	\$22,290.8; \$4,480.4 UGF, \$2,541.5 DGF, \$7,076.1 Fed, \$8,192.8 Other	103 PFT 1 NP /93 PFT 1 NP						
- Alaska Pollutant Discharge Elimination System (APDES) Permitting	\$4,973.4; \$1,232 UGF, \$1,826.7 DGF, \$1,549.2 Fed, \$365.5 Other	29 PFT	737,080 Alaskans served. Approx. 5,500 permitted entities (oil and gas, mining, seafood, etc.) which employ an unknown number of Alaskans. In addition, approximately 300,000+ Alaskans are directly served by APDES regulated municipal systems.	36%	Critical	No	Yes	Yes; AS 46.03.020, AS 46.03.100
- Compliance Assistance and Enforcement	\$1,463.5; \$584.5 UGF, 163.0 DGF, \$713.2 Fed, 2.8 Other	13 PFT	737,080 Alaskans served. Approx. 140 compliance inspections are completed annually, ranging from small placer mines up to large oil & gas production facilities. Facilities employ an unknown number of Alaskans, and activities have impacts downstream. Dozens of public complaints are investigated annually.	11%	Critical	No	Yes	Yes; AS46.03.020, AS 46.03.100



Division of Water

Allocation and/or Program	Funding (in thousands)	# of PCNs Budgeted/ Filled	# of Alaskans Served	% Cost Covered by Fees	Rating of Importance to Mission	Constitution Requirement	Federally Required	Required by Statute (include citation(s))
- Engineering Support & Plan Review	\$1,838.3; \$1,428.3 UGF, \$410.0 DGF	11 PFT	699,325 Alaskans served. Approx. 2,500+ wastewater systems are reviewed annually. There are an estimated 40,000 septic systems statewide.*	22%	Critical	No	No	Yes; AS 46.03.020, AS 46.03.100
- Surface Water Standards Assessment and Restoration	\$2,407.9; \$445.2 UGF, \$1,906.9 Fed, \$55.8 Other	15 PFT	Approx. 555,000 Alaskans served. 20-25 community grants and projects annually cover waters damaged by urban and industrial development areas; 3-5 regulatory projects per year statewide; and a 5-year regional survey of transboundary watersheds in Southeast.	0%	Critical	No	Yes	Yes; AS 46.03.020, AS 46.03.050, AS 46.03.070
- Cruise Ship	\$4,168.3; \$4,168.3 Other	5 PFT	The program monitors 50 registered passenger vessels and conducts over 1,500 inspections a year, checking for oil spills, proper disposal of hazardous materials, basic sanitation and health practices, and monitors air emissions from cruise ships and ferries. The program responds to citizen complaints and provides information on ship operations to other state agencies.	100%	Critical	No	No	Yes; AS 46.03.460

* Excludes single family and duplex homes in the Municipality of Anchorage which are regulated by the MOA



Division of Water

Allocation and/or Program	Funding (in thousands)	# of PCNs Budgeted/ Filled	# of Alaskans Served	% Cost Covered by Fees	Rating of Importance to Mission	Constitution Requirement	Federally Required	Required by Statute (include citation(s))
- Village Safe Water (VSW)	\$2,015.0; \$2,015.0 Other	11 PFT	Approx. 180 villages are eligible for grant funding through the VSW Program, with a combined population of approx. 50,000. 35-45 planning, design, and construction grants are awarded annually.	0%	Critical	No	Yes	Yes; AS 46.07
- Technical Assistance and Financing	\$5,424.4; \$790.4 UGF \$141.8 DGF \$1,585.4 Other	19 PFT 1 NP	37 municipalities utilize the municipal grant and loan programs, representing a population of 440,940. An additional 22 private utilities are eligible borrowers, representing 3,367 Alaskans. No new grant funds have been awarded since FY2017. An average of 30 loans are extended annually. A total of 646 water systems and 84 wastewater systems serving 531,082 Alaskans are required to have certified operators, and 1,476 Alaskans are currently certified. Remote Maintenance Workers provide assistance to 182 communities that serve a total of 52,000 Alaskans.	25%	Critical	No	Yes	Yes; AS 46.03.030, AS 46.03.032, AS 46.03.036, AS 46.30



Questions?

