



Fairbanks North Star Borough Sch

# Fairbanks North Star Borough District

January 29th, 2025





**Dr. Luke Meinert**



**President Melissa Burnett**



**01**

# **DISTRICT OVERVIEW**

## TYPES OF SCHOOLS

Elementary 15  
(grades preK-5, includes K-8)

Secondary (grades 6-12) 7

Schools of Choice (Charters) 5

Schools of Choice (Other) 5

---

**Total Schools: 32**





# Alaska Purple Star Schools



The Purple Star Designation awards military-friendly schools that show a major commitment to students and families connected to our nation's military.

## **2024-2027**

Anne Wien Elementary  
Denali Elementary  
Fairbanks BEST Homeschool  
Hutchison High School  
Midnight Sun Elementary  
North Pole Elementary  
Ryan Middle  
Salcha Elementary  
Ticasuk Brown Elementary  
Two Rivers Elementary  
Weller Elementary

## **2023-2026**

Ladd Elementary

## **2022-2025**

Anderson Elementary  
Arctic Light Elementary  
Ben Eielson Jr/Sr High  
Crawford Elementary  
Discovery Peak Charter  
Hunter Elementary  
Lathrop High  
North Pole Middle  
North Pole High  
Tanana Middle  
West Valley High



# 2024-25 ENROLLMENT

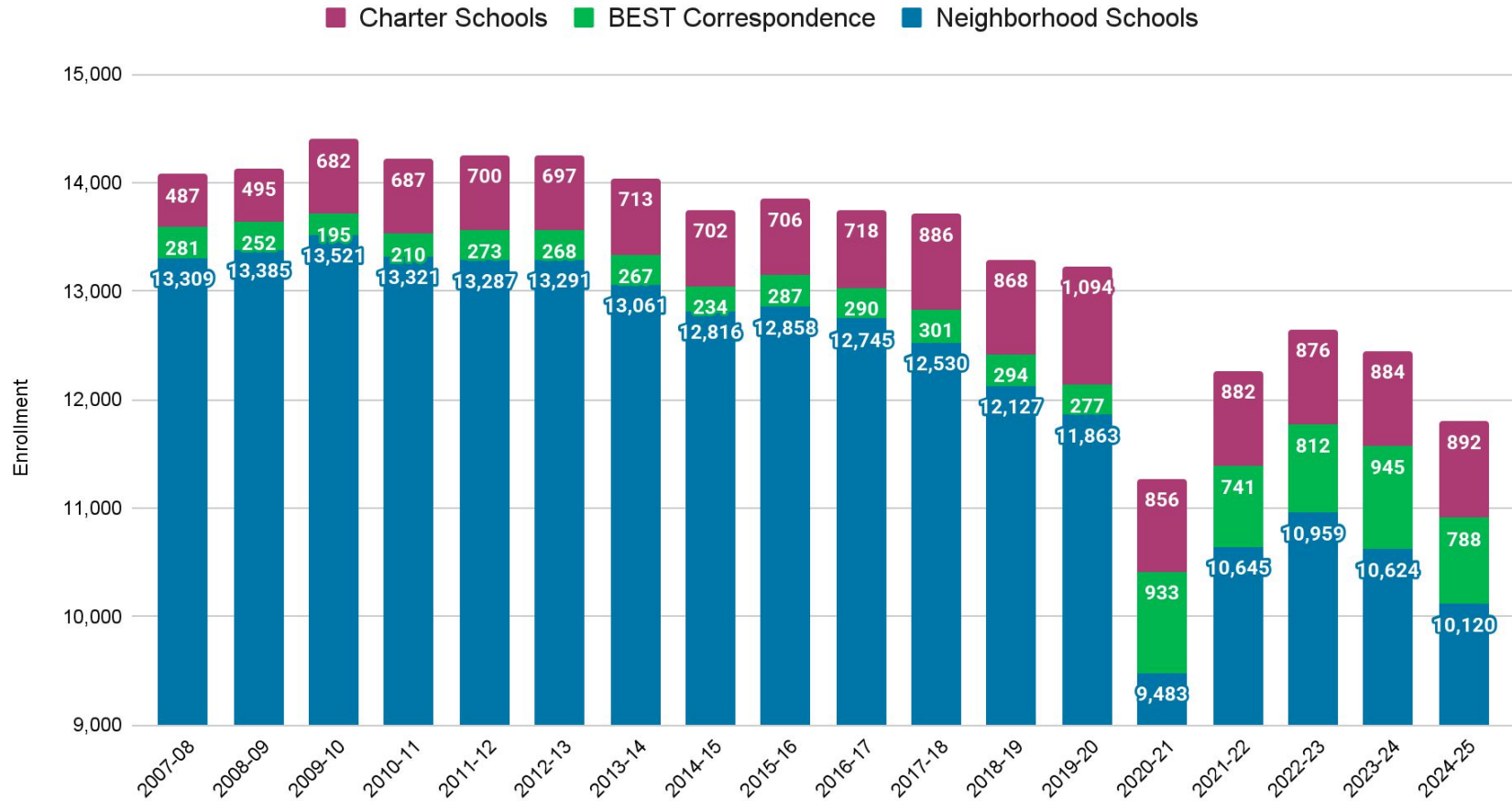
Elementary (grades preK-5) 5,601

Secondary (grades 6-12) 6,204

---

**Total Students: 11,805**

# Neighborhood School Enrollment Changes



# LAST YEAR'S AREAS OF FOCUS



## LITERACY

Strengthening early literacy and continuing to grow students' reading skills.



## CULTURE & CLIMATE

Show measurable growth in improving student and staff culture in our District and schools.



## ATTENDANCE

Increase the percentage of students with 90% or better attendance.



# Literacy

23% Growth in 2023-24!

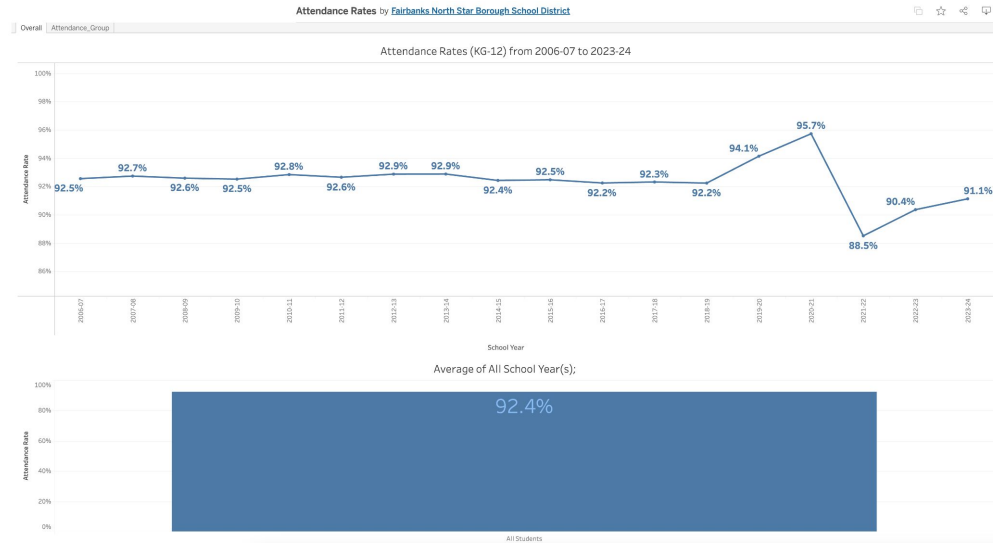
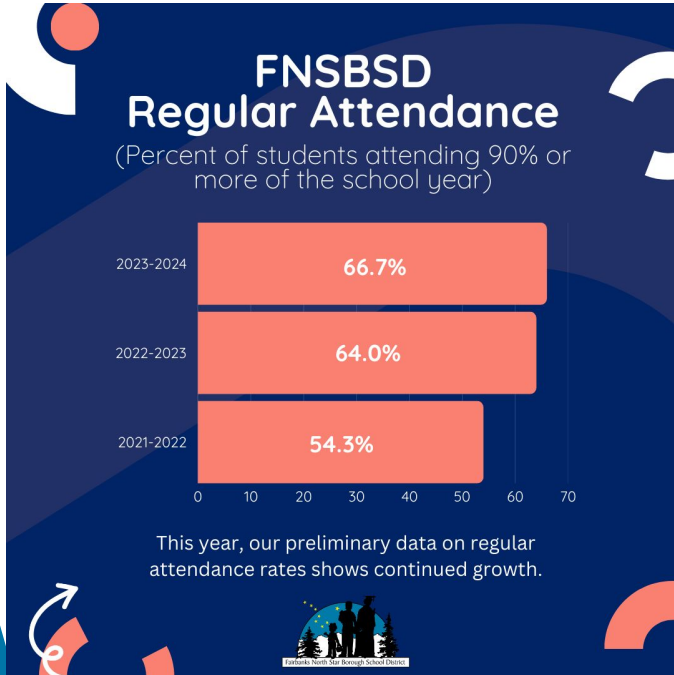
23-24 Beginning of Year mClass Data

	Far Below	Below	Proficient	Well Above
K	467	184	122	115
1	365	193	207	167
2	345	149	227	188
3	306	176	232	235
	1483	702	788	705
	2185		1493	
	59.41%		40.59%	

23-23 End of Year mClass Data

	Far Below	Below	Proficient	Well Above
K	189	127	257	259
1	187	122	271	323
2	204	132	269	238
3	213	107	337	302
	793	488	1134	1122
	1281		2256	
	36.22%		63.78%	

# Attendance

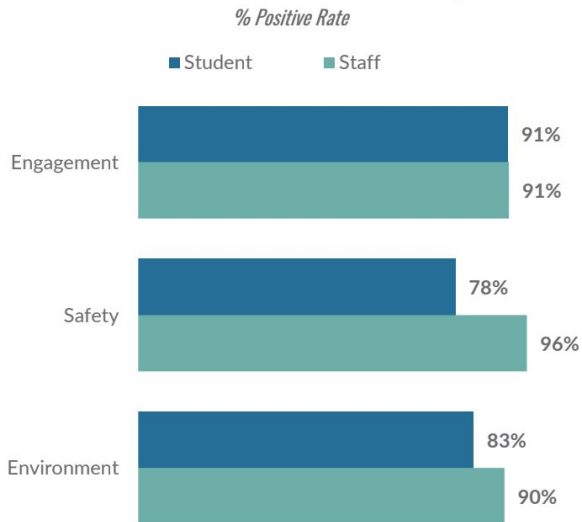


# Culture & Climate

## OVERALL RESULTS

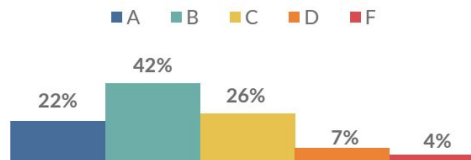
Overall, perceptions of FNSBSD are positive. Notably, most staff and students have a positive or very positive view of their school, and most students, staff, and parents award their FNSBSD school with a grade of A or B.

### School Climate Overall Domain Perceptions

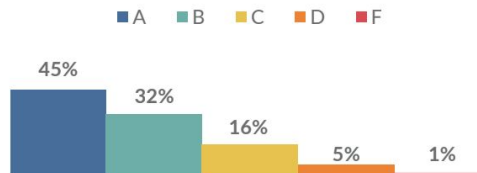


### FNSBSD Letter Grades by Group

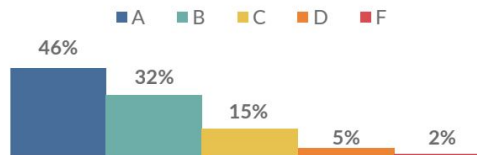
#### Student Respondents



#### Staff Respondents



#### Parent Respondents



# THIS YEAR'S AREAS OF FOCUS



## LITERACY

Strengthening early literacy and continuing to grow students' reading skills.



## GROWTH FOR ALL

Supporting every student to reach their full potential.



## FAMILY ENGAGEMENT

Partnering with families to support students' education.

# Growth Targets for 2024-2025

<b>Literacy</b>	(1) Baseline Data: Spring'24 mClass Proficiency % (Grades K-3) / Spring '24 MAP Proficiency % (Grades 3-9) (1) Goal: Increase each data point by 2% by the Spring of 2025					
<b>Growth for All</b>	<b>ELEM &amp; MS (1 &amp; 2) - Baseline Data: Fall '24 % of Special Education and Alaska Native/Am Indian Subpopulations reading proficiency scores</b> <b>ELEM &amp; MS (1 &amp; 2)- Goal: Increase reading proficiency scores for these groups by at least 2% by the Spring of 2025</b> SEC (1 & 2) - Baseline Data: 2024 Graduation Rates for Special Education and Alaska Native/Am Indian Subpopulations SEC (1 & 2) - Goal: Increase Graduation Rates by 2% for 2025					
<b>Family Engagement</b>	(1) Goal: All students receive four positive messages from school staff throughout the year (2) Goal: District and Schools achieve a 97% or better contactable rate in ParentSquare (3) Baseline Data: SY23-24: % of students with 90% or greater attendance (3) Goal: Increase SY23-24 Baseline by 2%					
<b>SCHOOL</b>		<b>Baseline Data:</b>	<b>Winter Progress:</b>	<b>SY25 Target:</b>	<b>Spring Benchmark:</b>	
<b>ELEMENTARY TEMPLATE</b>	Literacy	mClass	%	%	" +2% "	%
		MAP	%	%	" +2% "	%
	Growth for All	Alaska Native/Am Indian	%	%	%	%
		Special Education	%	%	%	%
	Family Engagement	Positive Messages	--	%	100%	%
		PSQ Contactable Rate	%	%	97%	%
Regular Attendance		%	%	" +2% "	%	
<b>SECONDARY TEMPLATE</b>	Literacy	MAP	%	%	" +2% "	%
		MS=MAP / HS=GRAD				
	Growth for All	Alaska Native/Am Indian	%	%	%	%
		Special Education	%	%	%	%
	Family Engagement	Positive Messages	--	%	100%	%
		PSQ Contactable Rate	%	%	97%	%
Regular Attendance		%	%	" +2% "	%	

# DISTRICT DATA DASHBOARDS

Includes enrollment, graduation rates, school climate, assessment, and discipline data






**02**

# **FY26 BUDGET & LOOKING FORWARD**

# Budget Timeline







## Reductions Since 2019

- Closed Four Schools
- Class Sizes Have Increased
- Special Education Positions
- Extended Learning Program
- Supply & Activity Budgets Cut in Half
- Elementary Band & Orchestra
- Elementary Art
- Activity Funds
- Print Shop
- More than 250 jobs
- 20% reduction in administration

# FY26 Budget Forecast

Preliminary Deficit - **\$31 million** -15% general fund budget

If \$680 increase is repeated - **\$16 million** - 8% general fund budget

- Revenue Outlook
  - State – **\$4 million decrease** (assuming 680 repeat)
    - Assuming repeat of FY25 one-time funding
  - Local – Status quo
  - Federal – **\$625,000 decrease**

# FY26 Budget Impact

Projected FY26 Deficit	<b>\$16 million</b>
Contracting Custodians	\$3 million
School Consolidation	\$7 million
<b>Remaining FY26 Deficit:</b>	<b>\$6.0 million</b>

# Subsidized Programs

## Transportation

**State Funding has not increased since 2015 and no longer covers the full cost of our transportation services.** The District is forced to subsidize transportation services with general fund dollars that are intended for the classroom.

## Nutrition Services

Between **\$500,000** and **\$700,000** required from district general fund annually to subsidize food program

# Targeted Funding Opportunities

- Alaska Reads Act
- Career & Technical Education
- Positive Behavioral Intervention and Supports (PBIS)
- Charter Schools



# \$1,400 BSA Increase

- **Break even point** for FY 25 deficit
  - Ensures no class size increases
  - Reads Act tutoring
  - Address growing liabilities in technology, curriculum, & transportation

# \$1,808 BSA Increase

- **Allows for reinvestment** back into the classroom
  - Class Size Reductions
  - Reads Act Tutoring
  - Restoration of ELP Program
  - Instrumental Music & Fine Arts in Elementary
  - Student Activity Funding



# Measuring Success Through Student Growth

- **Student Growth as a Key Measure:** Emphasize growth instead of only test scores to holistically evaluate success in education.
- **Shared Accountability:** Collaboration between districts and the state is essential for defining and achieving clear goals.
- **Importance of Funding:** Adequate resources enable smaller class sizes, intervention programs, and adequate resources to achieve goals.
- **Holistic Support:** Recognize diverse student needs and provide timely support, including initiatives like the Alaska Reads Act.





# Questions?

