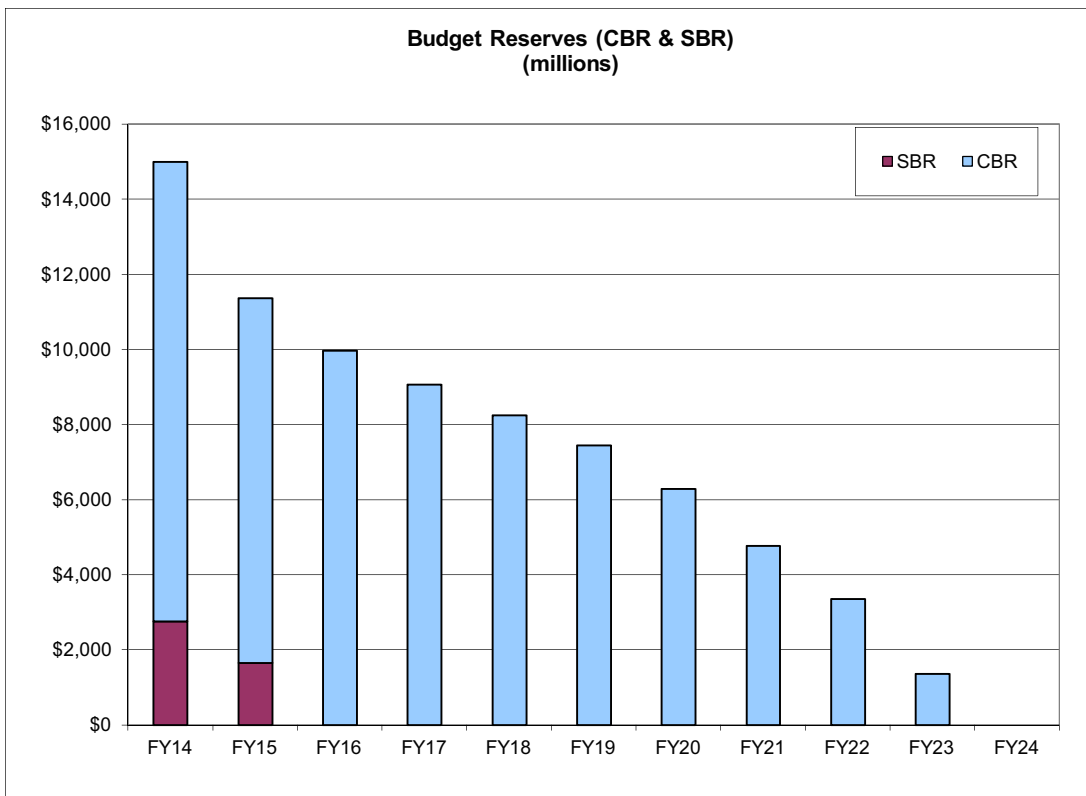
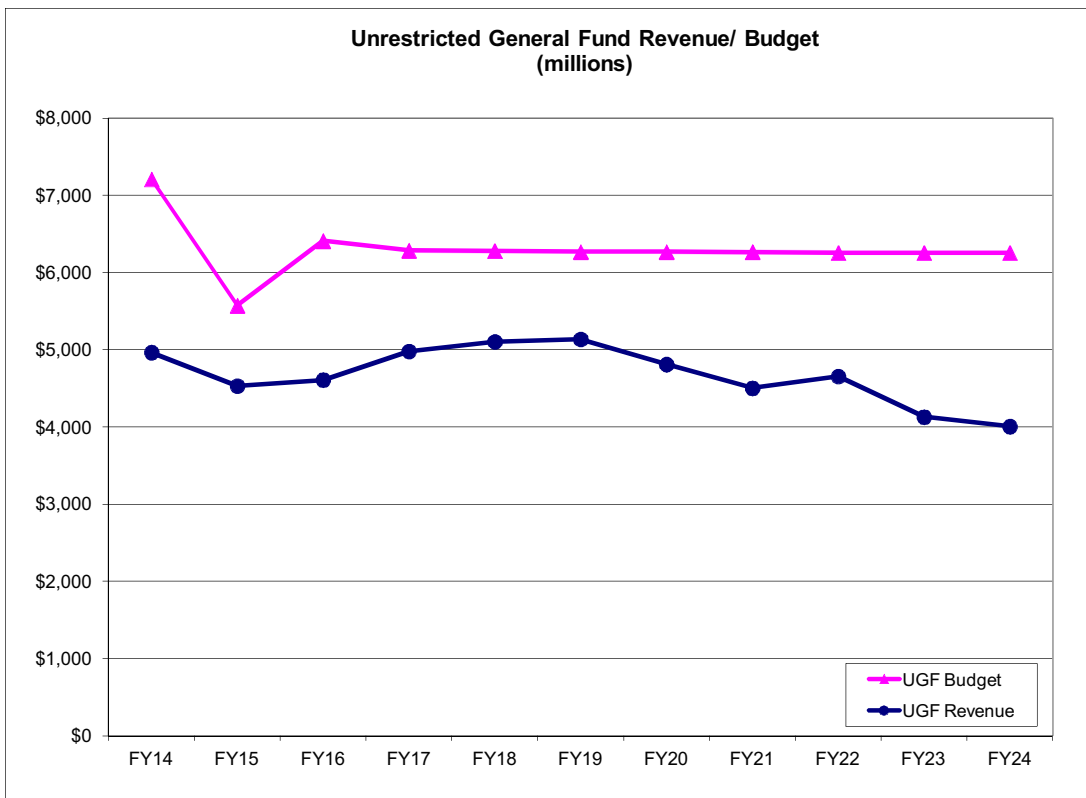


Sustainable Task Force Meeting

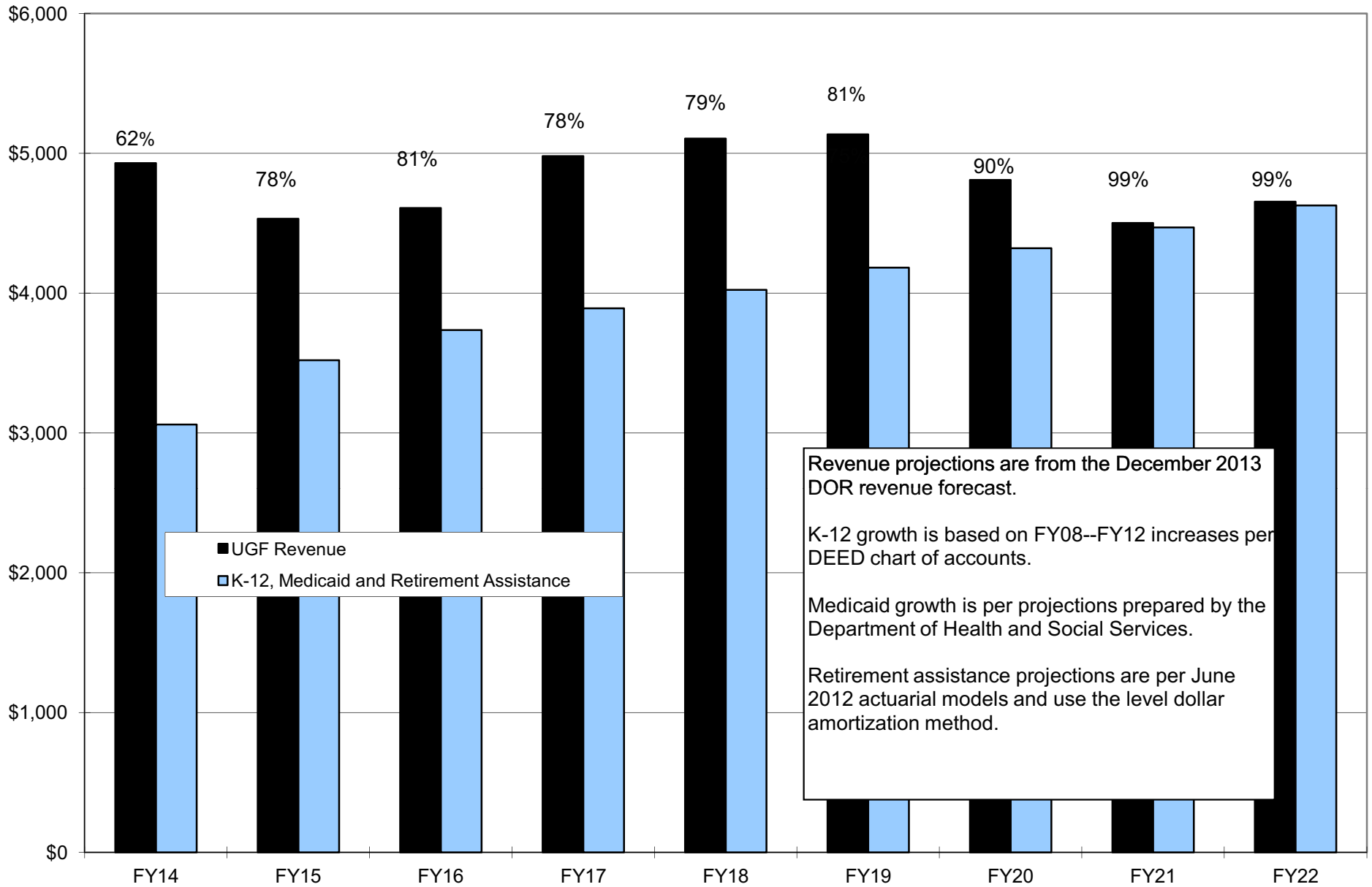
February 21st, 2014

David Teal

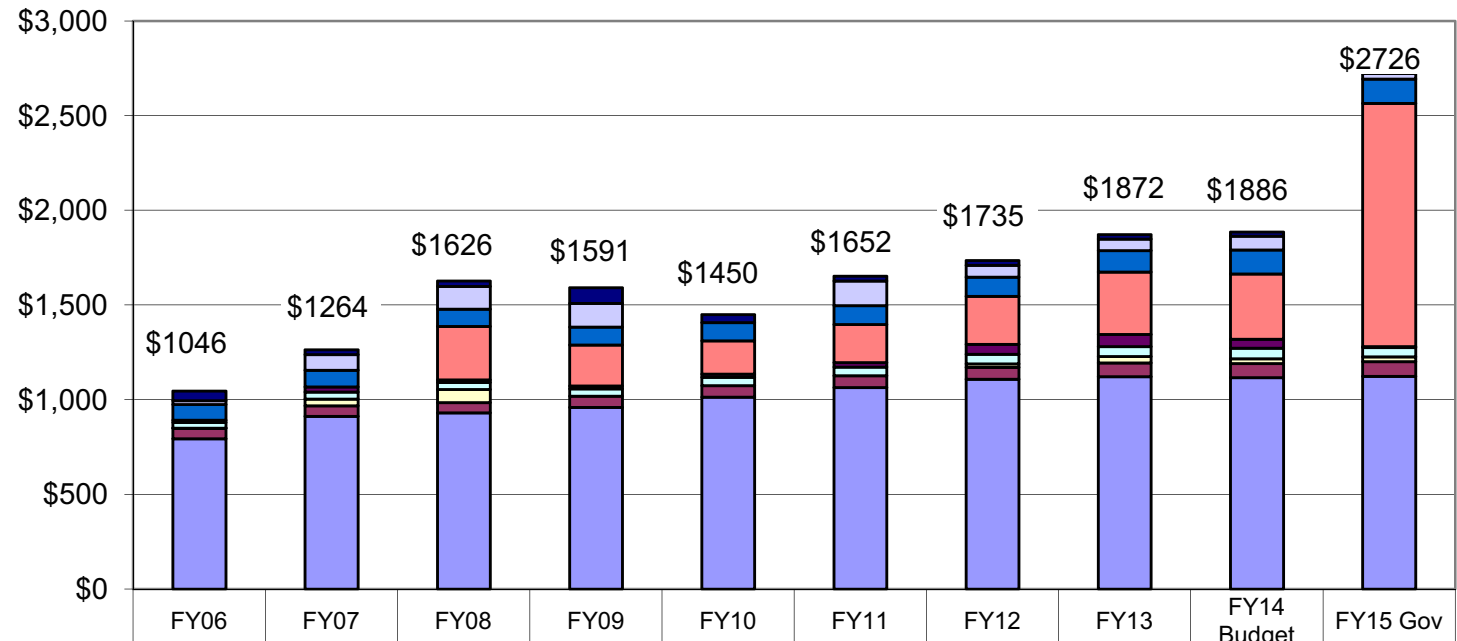
Director of Legislative Finance Division



Comparing Three Cost Drivers to Available Revenue (\$ millions)



General Fund Appropriations for K-12 Education



| | FY06 | FY07 | FY08 | FY09 | FY10 | FY11 | FY12 | FY13 | FY14 Budget | FY15 Gov |
|---------------------------------------|------|------|------|------|-------|-------|-------|-------|-------------|----------|
| ■ School Major Maintenance | 51 | 26 | 28 | 83 | 42 | 26 | 26 | 24 | 23 | 2 |
| □ School Construction | 21 | 84 | 119 | 125 | - | 130 | 62 | 61 | 71 | 32 |
| ■ Debt Service Reimbursement | 82 | 88 | 92 | 94 | 97 | 100 | 102 | 113 | 128 | 129 |
| ■ Total School District PERS & TRS | - | - | 282 | 216 | 176 | 201 | 253 | 330 | 344 | 1,283 |
| ■ Capital Budget Grants to Districts | 13 | 27 | 14 | 14 | 18 | 23 | 52 | 64 | 48 | 5 |
| □ DEED Operating Expenses for K-12 | 29 | 38 | 37 | 40 | 44 | 45 | 50 | 53 | 55 | 50 |
| □ Total Distributed as One-time Items | 1 | 35 | 69 | - | - | - | 20 | 33 | 25 | 25 |
| ■ Pupil Transportation Funding | 55 | 55 | 53 | 59 | 61 | 64 | 63 | 74 | 75 | 77 |
| ■ Foundation Program Funding | 794 | 913 | 931 | 959 | 1,013 | 1,063 | 1,107 | 1,121 | 1,116 | 1,124 |

Alaska Department of Education and Early Development

Public School Funding Program

FY2014 OASIS Updated Foundation

Prepared 1/7/2014

Prepared by School Finance

| School District | Local Effort | FY2014 Basic Need | .002 Mills of Current F/V | 23% of Basic Need | Additional Local Contribution [Greater of .002 or 23%] | Maximum Local Contribution | AS 14.17.410 (c) Budgeted Local | Difference Between Maximum and Budgeted Local |
|-------------------|--------------------|----------------------|------------------------------|--------------------|--|-------------------------------|---|---|
| Aleutians East | 615,516 | 5,578,271 | 464,540 | 1,283,002 | 1,283,002 | 1,898,518 | 1,585,000 | 313,518 |
| Anchorage | 95,445,433 | 421,903,470 | 72,034,289 | 97,037,798 | 97,037,798 | 192,483,231 | 192,645,942 | (162,711) |
| Bristol Bay | 715,872 | 2,492,782 | 540,280 | 573,340 | 573,340 | 1,289,212 | 1,215,631 | 73,581 |
| Cordova | 709,139 | 4,095,621 | 535,199 | 941,993 | 941,993 | 1,651,132 | 1,654,764 | (3,632) |
| Craig | 338,704 | 5,220,090 | 255,626 | 1,200,621 | 1,200,621 | 1,539,325 | 642,949 | 896,376 |
| Denali | 658,294 | 6,836,562 | 496,825 | 1,572,409 | 1,572,409 | 2,230,703 | 2,252,834 | (22,131) |
| Dillingham | 526,870 | 7,245,067 | 397,637 | 1,666,365 | 1,666,365 | 2,193,235 | 1,300,000 | 893,235 |
| Fairbanks | 26,940,883 | 151,289,981 | 20,332,742 | 34,796,696 | 34,796,696 | 61,737,579 | 48,360,000 | 13,377,579 |
| Galena | 80,489 | 20,756,310 | 60,746 | 4,773,951 | 4,773,951 | 4,854,440 | 1,330,885 | 3,523,555 |
| Haines | 907,376 | 3,873,362 | 684,812 | 890,873 | 890,873 | 1,798,249 | 1,556,866 | 241,383 |
| Hoonah | 195,429 | 2,408,831 | 147,494 | 554,031 | 554,031 | 749,460 | 405,334 | 344,126 |
| Hydaburg | 40,849 | 1,509,460 | 30,830 | 347,176 | 347,176 | 388,025 | 104,849 | 283,176 |
| Juneau | 12,464,402 | 50,128,272 | 9,407,096 | 11,529,503 | 11,529,503 | 23,993,905 | 24,134,400 | (140,495) |
| Kake | 75,414 | 1,935,914 | 56,916 | 445,260 | 445,260 | 520,674 | 130,780 | 389,894 |
| Kenai Peninsula | 22,720,017 | 97,611,766 | 17,147,182 | 22,450,706 | 22,450,706 | 45,170,723 | 43,500,000 | 1,670,723 |
| Ketchikan Gateway | 4,198,727 | 25,947,546 | 3,168,850 | 5,967,936 | 5,967,936 | 10,166,663 | 8,050,000 | 2,116,663 |
| Klawock | 147,806 | 2,620,752 | 111,551 | 602,773 | 602,773 | 750,579 | 200,000 | 550,579 |
| Kodiak Island | 3,806,666 | 30,131,264 | 2,872,955 | 6,930,191 | 6,930,191 | 10,736,857 | 10,649,720 | 87,137 |
| Lake & Peninsula | 391,926 | 9,134,406 | 295,793 | 2,100,913 | 2,100,913 | 2,492,839 | 735,594 | 1,757,245 |
| Mat-Su | 25,355,209 | 169,151,309 | 19,136,007 | 38,904,801 | 38,904,801 | 64,260,010 | 51,291,720 | 12,968,290 |
| Nenana | 75,994 | 6,296,791 | 57,354 | 1,448,262 | 1,448,262 | 1,524,256 | 75,994 | 1,448,262 |
| Nome | 834,289 | 9,443,114 | 629,652 | 2,171,916 | 2,171,916 | 3,006,205 | 1,873,120 | 1,133,085 |
| North Slope | 12,884,157 | 29,804,664 | 35,734,496 | 6,855,073 | 35,734,496 | 48,618,653 | 35,375,626 | 13,243,027 |
| Northwest Arctic | 2,016,149 | 37,799,321 | 1,521,622 | 8,693,844 | 8,693,844 | 10,709,993 | 4,342,021 | 6,367,972 |
| Pelican | 39,553 | 404,643 | 29,852 | 93,068 | 93,068 | 132,621 | 51,847 | 80,774 |
| Petersburg | 901,121 | 6,678,771 | 680,091 | 1,536,117 | 1,536,117 | 2,437,238 | 1,800,000 | 637,238 |
| Saint Mary's | 36,034 | 3,736,077 | 27,195 | 859,298 | 859,298 | 895,332 | 75,000 | 820,332 |
| Sitka | 3,051,149 | 16,471,602 | 2,302,754 | 3,788,468 | 3,788,468 | 6,839,617 | 5,093,762 | 1,745,855 |
| Skagway | 460,310 | 1,167,581 | 688,089 | 268,544 | 688,089 | 1,148,399 | 1,113,689 | 34,710 |
| Tanana | 24,863 | 1,141,510 | 18,764 | 262,547 | 262,547 | 287,410 | 24,863 | 262,547 |
| Unalaska | 1,462,492 | 5,798,712 | 1,103,767 | 1,333,704 | 1,333,704 | 2,796,196 | 2,803,342 | (7,146) |
| Valdez | 3,383,888 | 7,686,744 | 4,538,784 | 1,767,951 | 4,538,784 | 7,922,672 | 7,922,673 | (1) |
| Wrangell | 470,852 | 4,074,434 | 355,360 | 937,120 | 937,120 | 1,407,972 | 696,799 | 711,173 |
| Yakutat | 181,364 | 1,666,285 | 136,878 | 383,246 | 383,246 | 564,610 | 298,750 | 265,860 |
| Subtotal | 222,157,236 | 1,152,041,285 | 196,002,028 | 264,969,496 | 297,039,297 | 519,196,533 | 453,294,754 | 65,901,779 |

C2: Converting Head Count to Students that are Funded

Adjustment factors--for school size, geographic location, special and intensive needs students, vocational education and others--have changed over time, especially since FY08.

Because funding depends on adjusted ADM (AADM), the conversion from ADM to AADM is a critical part of the funding formula.

As shown in the graph, the student count (for funding purposes) was 1.6 times the head count in FY06. In FY14, the student count (for funding purposes) was 1.9 times the head count.

Note that ADM has remained fairly constant over time, but that AADM has increased from 210,000 to 248,000. At any given BSA, a higher AADM means more money.

